

PIN-1 (FAULT NEG)  
FRONT LEFT - ABY  
FRONT RIGHT - ACA  
REAR LEFT - ABW  
REAR RIGHT - ACC

PIN-2 (FAULT POS)  
FRONT LEFT - ABZ  
FRONT RIGHT - ACB  
REAR LEFT - ABX  
REAR RIGHT - ACD

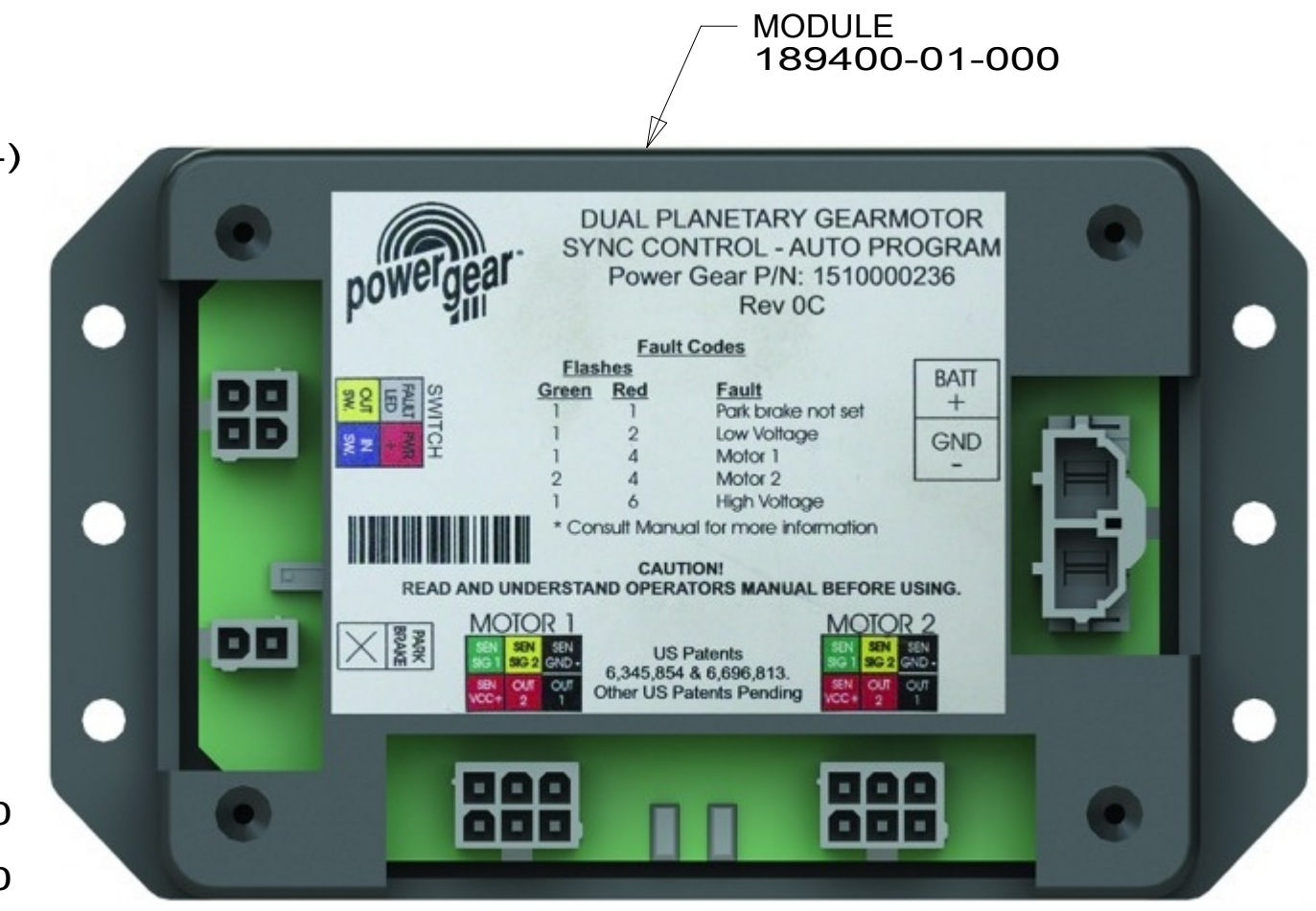
PIN-3 (EXTEND)  
FRONT LEFT - DR  
FRONT RIGHT - HHE  
REAR LEFT - BBM  
REAR RIGHT - HHG

PIN-4 (RETRACT)  
FRONT LEFT - DU  
FRONT RIGHT - HHF  
REAR LEFT - BBN  
REAR RIGHT - HHH

HOUSING  
142522-01-000  
TERMINAL  
142520-01-000 (4)

- 1-
- 2-
- 3-
- 4-

1-PARK BRAKE  
2-  
HOUSING  
142522-07-000  
TERMINAL  
142520-01-000



MODULE  
189400-01-000

PIN - 1 (GROUND)  
FRONT LEFT - LLL  
FRONT RIGHT - PPA  
REAR LEFT - LLR  
REAR RIGHT - XXW

PIN 2 (+12V)  
FRONT LEFT - LLK  
FRONT RIGHT - NNZ  
REAR LEFT - LLP  
REAR RIGHT - XXV

1-GROUND  
2-BATTERY +12V (30 AMP)

HOUSING  
168954-01-000  
TERMINAL  
168955-01-000 (2)

(EXTEND)  
FRONT LEFT - DR  
FRONT RIGHT - HHE  
REAR LEFT - BBM  
REAR RIGHT - HHG

(RETRACT)  
FRONT LEFT - DU  
FRONT RIGHT - HHF  
REAR LEFT - BBN  
REAR RIGHT - HHH

(FAULT POS)  
FRONT LEFT - ABZ  
FRONT RIGHT - ACB  
REAR LEFT - ABX  
REAR RIGHT - ACD

(FAULT NEG)  
FRONT LEFT - ABY  
FRONT RIGHT - ACA  
REAR LEFT - ABW  
REAR RIGHT - ACC

+12V IGNITION  
(REF)  
KE - GAS  
JJZ - DIESEL

SWITCH  
108357-18-000  
ACTUATOR  
108356-31-CHT  
CONNECTOR  
(H-8)  
TERMINAL  
(TR-51)

HOUSING  
142522-02-000  
TERMINAL  
142520-01-000 (6)

- 1-CH1 SENSOR-GREEN
- 2-CH2 SENSOR-YELLOW
- 3-GROUND SENSOR-BLACK
- 4-POWER SENSOR-RED
- 5-MOTOR LEAD 2-RED
- 6-MOTOR 1-BLACK

HOUSING  
142522-03-000  
TERMINAL  
142520-01-000 (6)

- 1-CH1 SENSOR-GREEN
- 2-CH2 SENSOR-YELLOW
- 3-GROUND SENSOR-BLACK
- 4-
- 5-POWER SENSOR-RED
- 6-MOTOR LEAD 2-RED
- 7-MOTOR 1-BLACK
- 8-


HOUSING  
142522-03-000  
TERMINAL  
142520-01-000 (6)

WIRE ASM-MOTOR,SLIDEOUT  
190047-01 (UNDER 9100MM)  
190047-02 (OVER 9100MM)

WIRE ASM-MOTOR,SLIDEOUT  
190047-03 (UNDER 9100MM)  
190047-04 (OVER 9100MM)

HOUSING  
142522-02-000  
TERMINAL  
142520-01-000 (6)

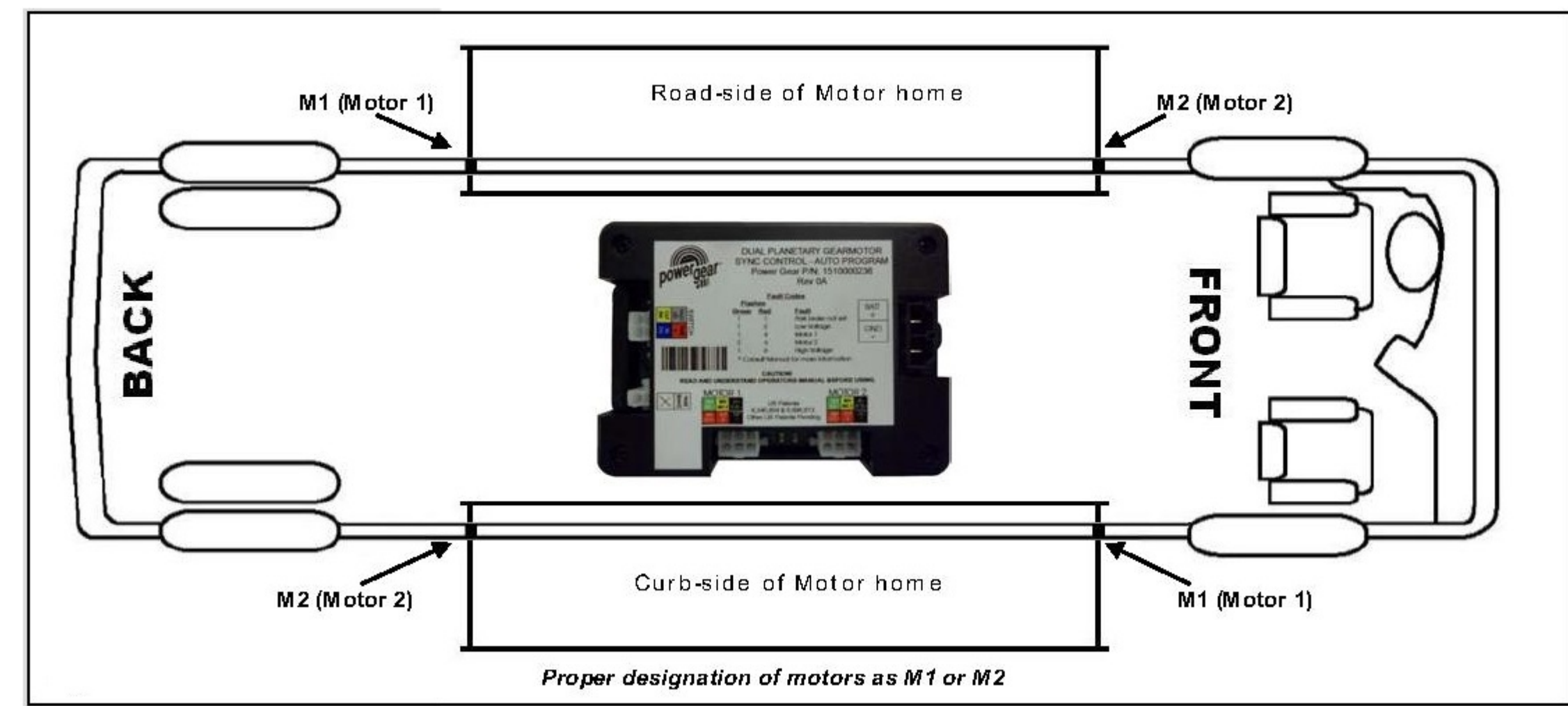
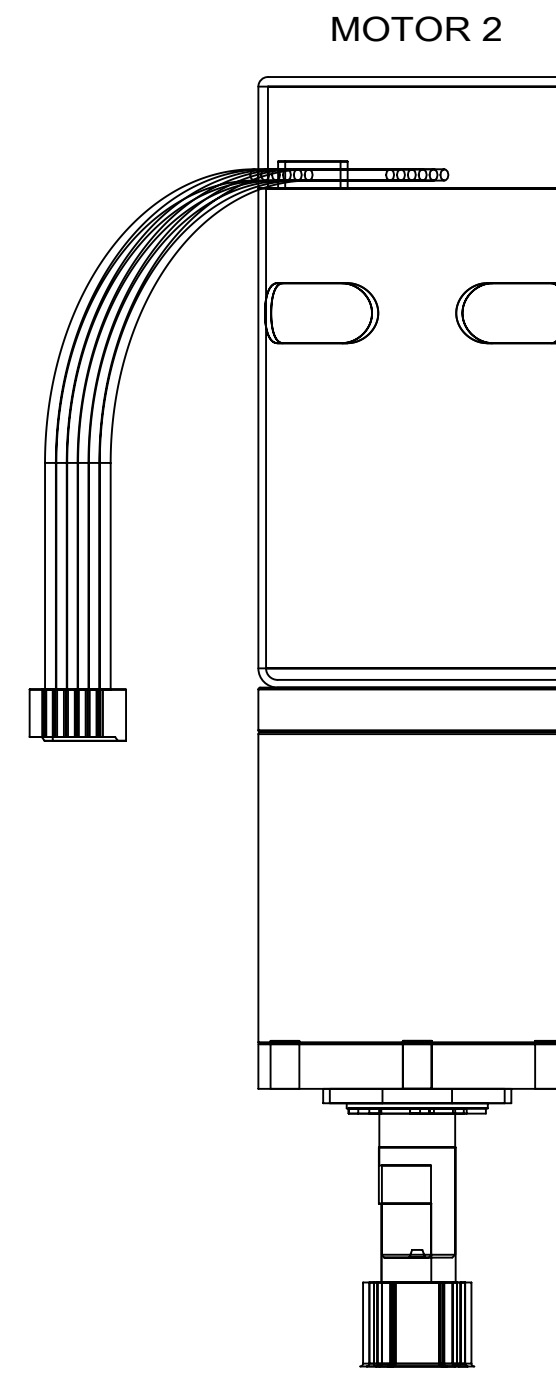
- 1-CH1 SENSOR-GREEN
- 2-CH2 SENSOR-YELLOW
- 3-GROUND SENSOR-BLACK
- 4-POWER SENSOR-RED
- 5-MOTOR LEAD 2-RED
- 6-MOTOR 1-BLACK



HOUSING  
142522-02-000  
TERMINAL  
142520-01-000 (6)

- 1-CH1 SENSOR-GREEN
- 2-CH2 SENSOR-YELLOW
- 3-GROUND SENSOR-BLACK
- 4-POWER SENSOR-RED
- 5-MOTOR LEAD 2-RED
- 6-MOTOR 1-BLACK

WIRE ASM-MOTOR,SLIDEOUT  
190047-01 (UNDER 9100MM)  
190047-02 (OVER 9100MM)

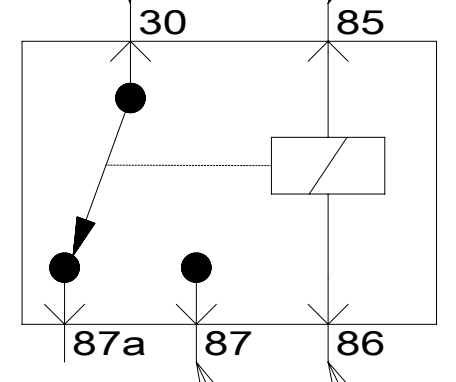


Proper designation of motors as M1 or M2

OPTIONAL LOCKOUT RELAY  
63912-02

UR - 16 WHT  
GROUND BAR

+12V IGNITION  
(REF)  
KE - GAS  
JJZ - DIESEL



DY - 16 WHT (GAS)  
DDJ - 16 WHT (DIESEL)  
CHASSIS PARK BRAKE

DDJ - 16 WHT (GAS)  
DY - 16 WHT (DIESEL)  
CHASSIS PARK BRAKE  
TO SLIDE MODULES

FRONT LEFT - DR/DU  
FRONT RIGHT - HHE/HHF  
REAR LEFT - BBM/BBN  
REAR RIGHT - HHG/HHH

FRONT LEFT - 1  
FRONT RIGHT - 3  
REAR LEFT - 2  
REAR RIGHT - 4

POWERGEAR IN-WALL  
SLIDEOUT SYSTEM



DSNR:		ALL DIMENSIONS ARE IN MILLIMETERS	
DFFR:		MATERIAL:	
UNSPECIFIED TOLERANCES:	WHOLE DIM (X)		
	ONE-PLACE (X.X)		
	TWO-PLACE (X.XX)		
	ANGLE		
REFER TO ES0018 FOR FASTENER TIGHTENING GUIDELINES		WEIGHT: (LBS)	FIRST USED:
<b>SYSTEM DIAGRAM-SLIDEROOMS</b>			
SHEET: 1 OF 1	ITEM/PART NO: 000173858 / 33220801000	REV	