

AUTOMOTIVE HEATING & AIR CONDITIONING

For years Winnebago Industries has utilized Specific Climate Systems/Frigette as our primary automotive heat and air conditioning system.

Class A Motor Homes

Chassis supplied components on a Chevrolet, Ford and Workhorse gas powered chassis:

- Condensor
- Compressor and mounting hardware
- Receiver/Dryer
- High Pressure line from compressor to condenser
- Condensor fan and wiring (Chevrolet and Workhorse only)

Chassis supplied components on a Freightliner and Spartan diesel pusher:

- Compressor and mounting hardware, drivebelt

The remainder of each system is installed by Winnebago Industries, as provided by SCS.

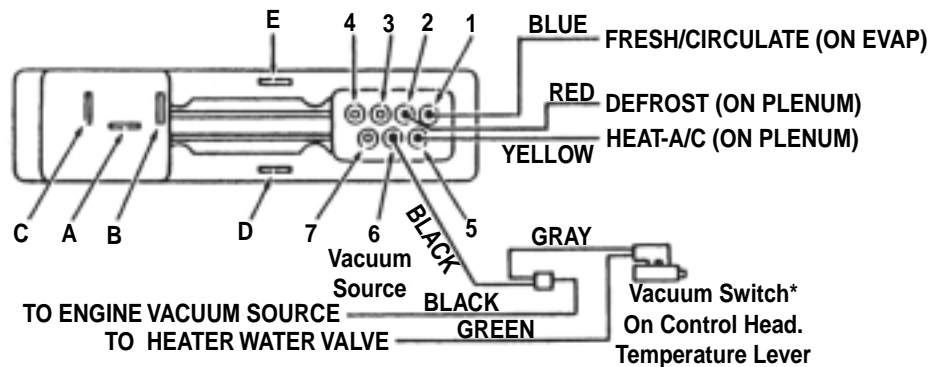
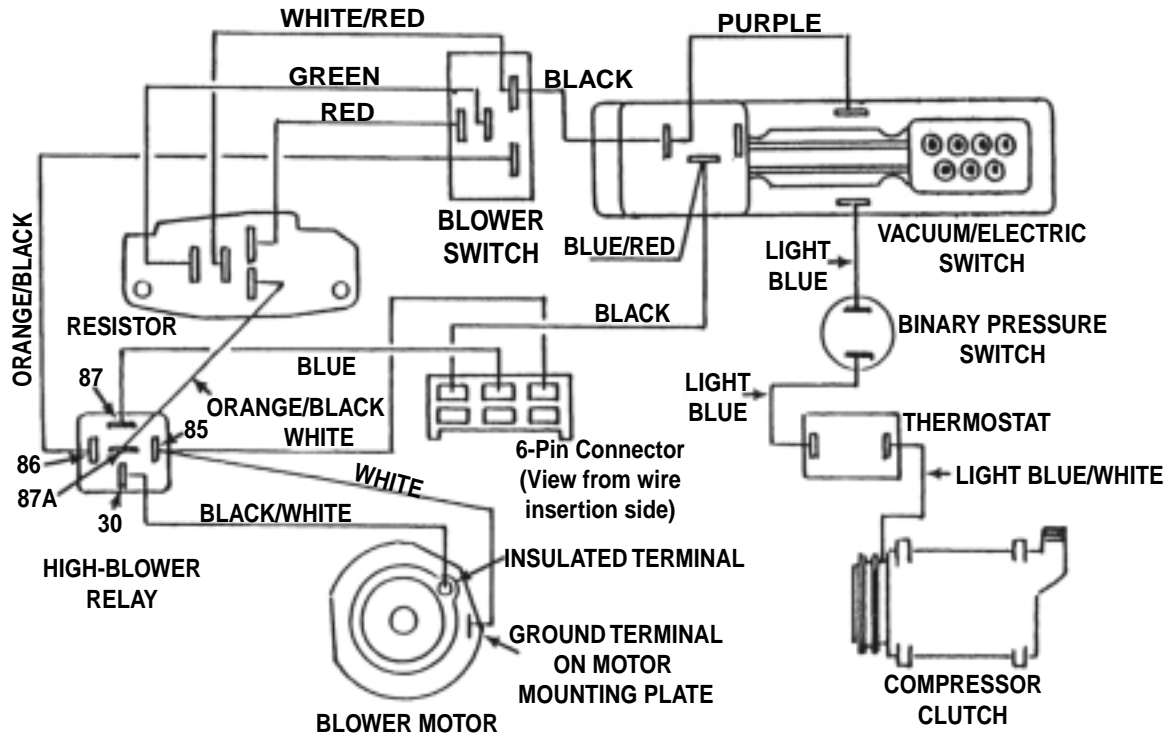

Class C Motor Homes

The automotive air conditioner/heater is a chassis supplied system on Ford and Chevrolet Class C chassis. The exception is the Winnebago Rialta, which has both Volkswagen and Winnebago supplied components. Winnebago Industries installs the overhead evaporator assembly, the remainder of the system is Volkswagen installed.

As a general rule, a 1994 chassis and newer would use the R134A refrigerant. Prior to the 1994 chassis, an R12 was used. These systems are not interchangeable.

If you are experiencing an auto air conditioning problem, you should contact your local Winnebago or Itasca dealer for service. Following is a summary of heater/air conditioning components and vacuum and electrical diagrams for the two systems we have used most recently.

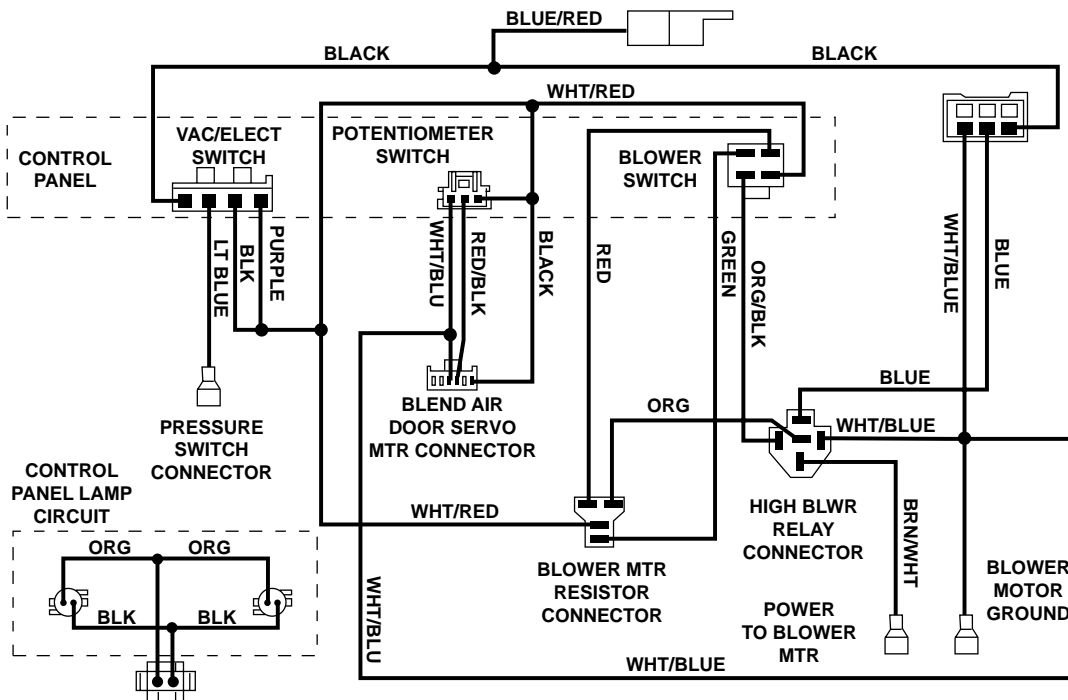
VACUUM & ELECTRICAL DIAGRAMS FOR CLASS-A MOTORHOMES WITH PUSH-BUTTON CONTROLS



	VACUUM							ELECTRICAL				
	1	2	3	4	5	6	7	A	B	C	D	E
OFF	X	X			X	X		X	X	X	X	X
MAX A/C	X	X			X	X		X	X	X	X	X
A/C		X	X		X	X		X	X	X	X	X
VENT		X	X		X	X		X	X	X	X	X
HEAT		X	X		X	X		X	X	X	X	X
DEF			X	X		X	X	X	X	X	X	X

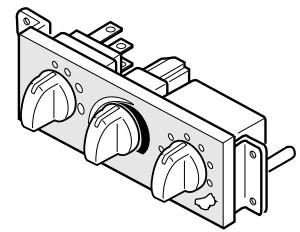
*D-Models with Cable Operated Water Valves DO NOT have this Switch.

VACUUM & ELECTRICAL DIAGRAMS FOR CLASS-A MOTORHOMES WITH ROTARY CONTROLS



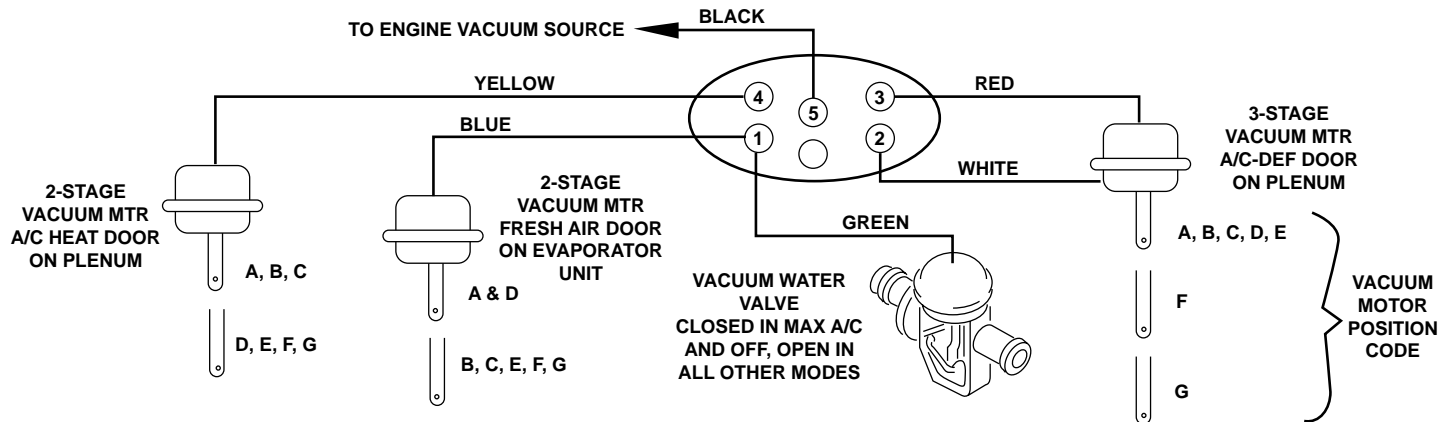
6-PIN
CONNECTOR
VEHICLE
INTERFACE

SCS/FRIGETTE KIT #	WINNEBAGO P/N
093-0554	103930-49-000
(CURRENT PRODUCTION)	



NOTE: ELECTRICAL CONNECTORS ARE ILLUSTRATED FROM THE WIRE INSERTION SIDE

VACUUM CONNECTOR AT VACUUM ELECTRIC SWITCH (WITH VACUUM PORT NUMBER CODES)



MODE	VACUUM MOTOR POSITION CODE	VACUUM PORT NUMBER CODE				
		5	3	2	1	4
MAX A/C	A	●	●	●	●	●
NORM A/C	B	●	●	●	○	●
VENT	C	●	●	●	○	●
OFF	D	●	●	●	●	○
FLOOR	E	●	●	●	○	○
MIX	F	●	●	○	○	○
DEF	G	●	○	○	○	○

● WITH VACCUM

○ WITHOUT VACCUM

ORIGIN OF COMPONENTS & WARRANTY RESPONSIBILITY

SCS/FRIGETTE manufactures components (not complete systems) for Winnebago air conditioners. Depending on the chassis manufacturer and type of vehicle, the percentage of SCS/FRIGETTE's content can vary. Proper identity of the components manufacturer is essential for satisfactory sourcing of replacement parts and warranty responsibility.

In order to facilitate the identification of the components, the following information is provided:

A/C-HEAT - DEF COMPONENTS

CHASSIS MFG	A/C, HEAT, DEF UNIT, PLENUM, AND CONTROLS	LIQUID AND SUCTION HOSES	CONDENSER	CONDENSER FAN	DISCHARGE HOSE	RECEIVER/ DRIER	COMPRESSOR AND MOUNT/DRIVE
WORKHORSE	SCS/FRIGETTE	SCS/FRIGETTE	WORKHORSE	WORKHORSE	WORKHORSE	WORKHORSE	WORKHORSE
GM 1998-99 P32 CHASSIS	SCS/FRIGETTE	SCS/FRIGETTE	GM	GM	GM	GM	GM
GM 1998-99 P12 CHASSIS	SCS/FRIGETTE	SCS/FRIGETTE	GM	--	GM	SCS/FRIGETTE	GM
GM Gas & Diesel 1994-97	SCS/FRIGETTE	SCS/FRIGETTE	GM	GM	GM	GM	GM
GM Gas 1993 & Earlier	SCS/FRIGETTE	SCS/FRIGETTE	GM	GM	GM	GM	GM
GM Diesel 1993 & Earlier	SCS/FRIGETTE	SCS/FRIGETTE	SCS/FRIGETTE	SCS/FRIGETTE	SCS/FRIGETTE	SCS/FRIGETTE	SCS/FRIGETTE
Ford	SCS/FRIGETTE	SCS/FRIGETTE	FORD		FORD	FORD	FORD
Oshkosh	SCS/FRIGETTE	SCS/FRIGETTE	SCS/FRIGETTE	SCS/FRIGETTE	SCS/FRIGETTE	SCS/FRIGETTE	OSHKOSH
Freight liner	SCS/FRIGETTE	SCS/FRIGETTE	SCS/FRIGETTE	SCS/FRIGETTE	SCS/FRIGETTE	SCS/FRIGETTE	FREIGHTLINER
Spartan	SCS/FRIGETTE	SCS/FRIGETTE	SCS/FRIGETTE	SCS/FRIGETTE	SCS/FRIGETTE	SCS/FRIGETTE	SPARTAN
Ford 1994 Van Conversion	SCS/FRIGETTE Note 1	SCS/FRIGETTE Note 1	FORD		FORD	FORD	FORD
VW H-Body	SCS/FRIGETTE Note 2	SCS/FRIGETTE Note 2	VW	VW	VW	VW	VW

Note 1 Rear, Under floor Heat/Cool Unit. Short refrigerant hoses to connect with Ford A/C - Prep Package.

Note 2 Overhead Auxiliary 134-a A/C System, Suction and discharge hoses provided to connect (near front system expansion valve) to VW front unit.

REFRIGERANT CHANGE INFORMATION (R134-a)

R134-a systems must be charged with a predetermined amount of refrigerant; the sight-glass CANNOT be used for accurate charging information. The following chart provides total system requirements:

WORKHORSE	32 oz.	FORD	32 oz.	FREIGHTLINER	40 oz.	VW H-BODY	48 oz.
GM	32 oz.	OSHKOSH	40 oz.	SPARTAN	40 oz.	1994 FORD VAN CONVERSION	66 oz.