



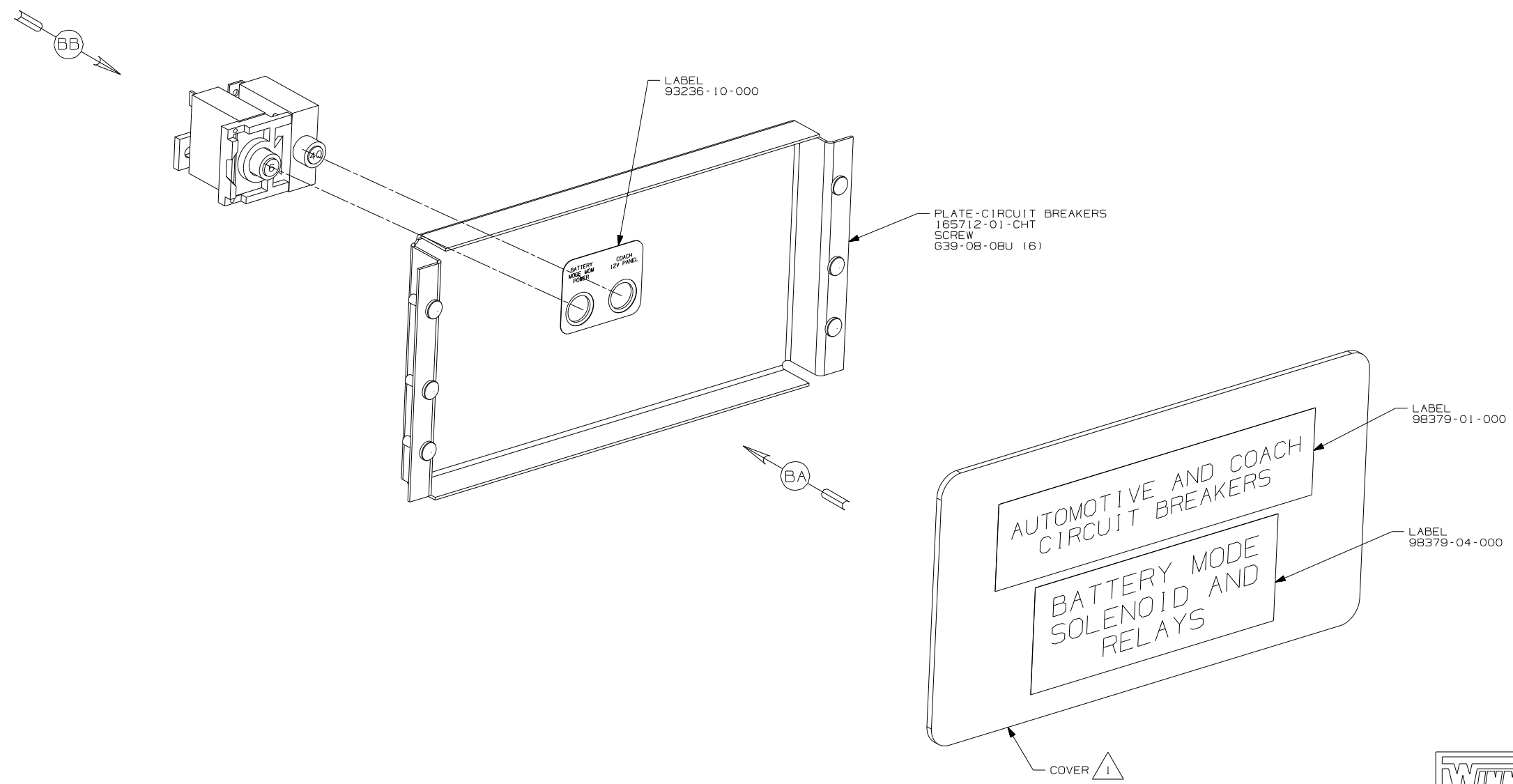
**DANGER**

**Danger of electrical shock, burns or death.** Always remove all power sources before attempting any repair, service or diagnostic work. Power can be present from shore power, generator, inverter or battery. All power sources must be disabled and secured before performing any service.



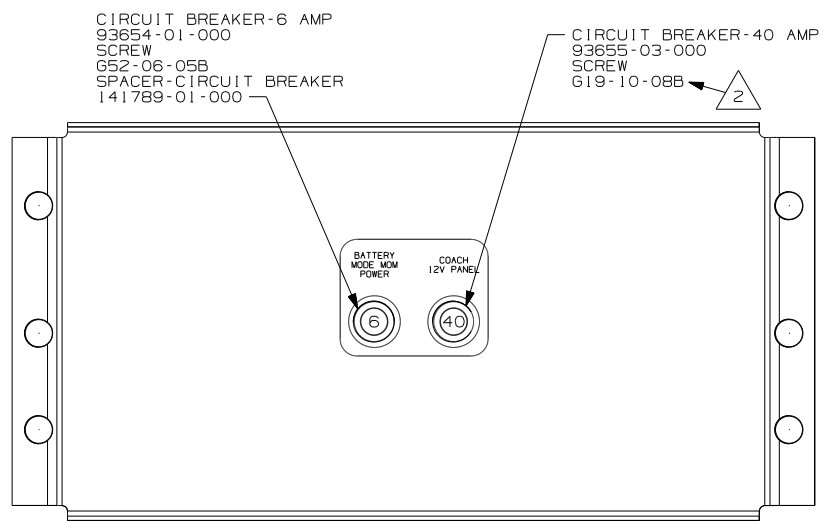
**CAUTION**

If you lack the skills, tools or equipment to perform diagnostic or repair work leave such work to an authorized Winnebago Industries dealer or other qualified shop.

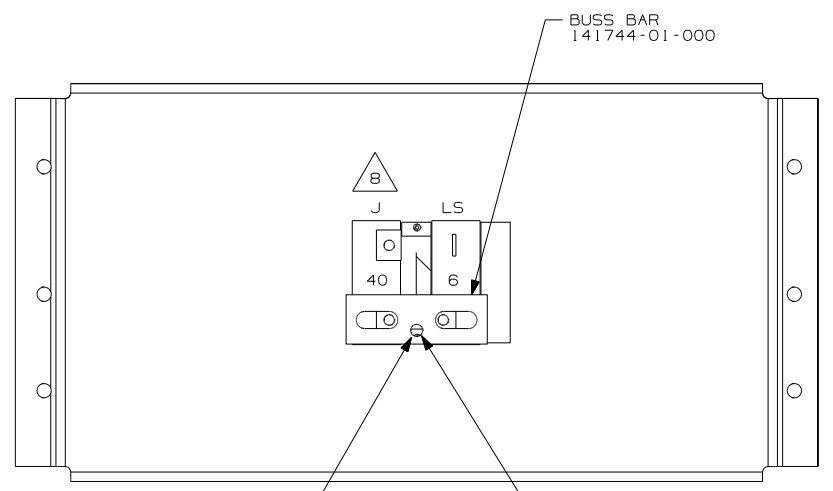


<b>WINNEBAGO</b>		COPYRIGHT 2006 WINNEBAGO INDUSTRIES, INC.	
DFTR	ORIG. DATE	ALL DIMENSIONS ARE IN MILLIMETERS	
CHKR		FIRST USED	
P.E.		08 B-VAN	
M.E.			
DSNR			
UNSPECIFIED TOLERANCES ARE:		MATERIAL:	
WHOLE DIM (X)	: 3		
ONE-PLACE (X.X)	: 1.5		
TWO-PLACE (X.XX)	: 0.50		
ANGLE	: 1°		
THIRD ANGLE PROJECTION			
DO NOT SCALE DRAWING			
TITLE: CHASSIS ELECTRICAL BOX ASM			
SHEET 1 OF 2	PART NO	165710	REV
REF:	1 11/1/2007		

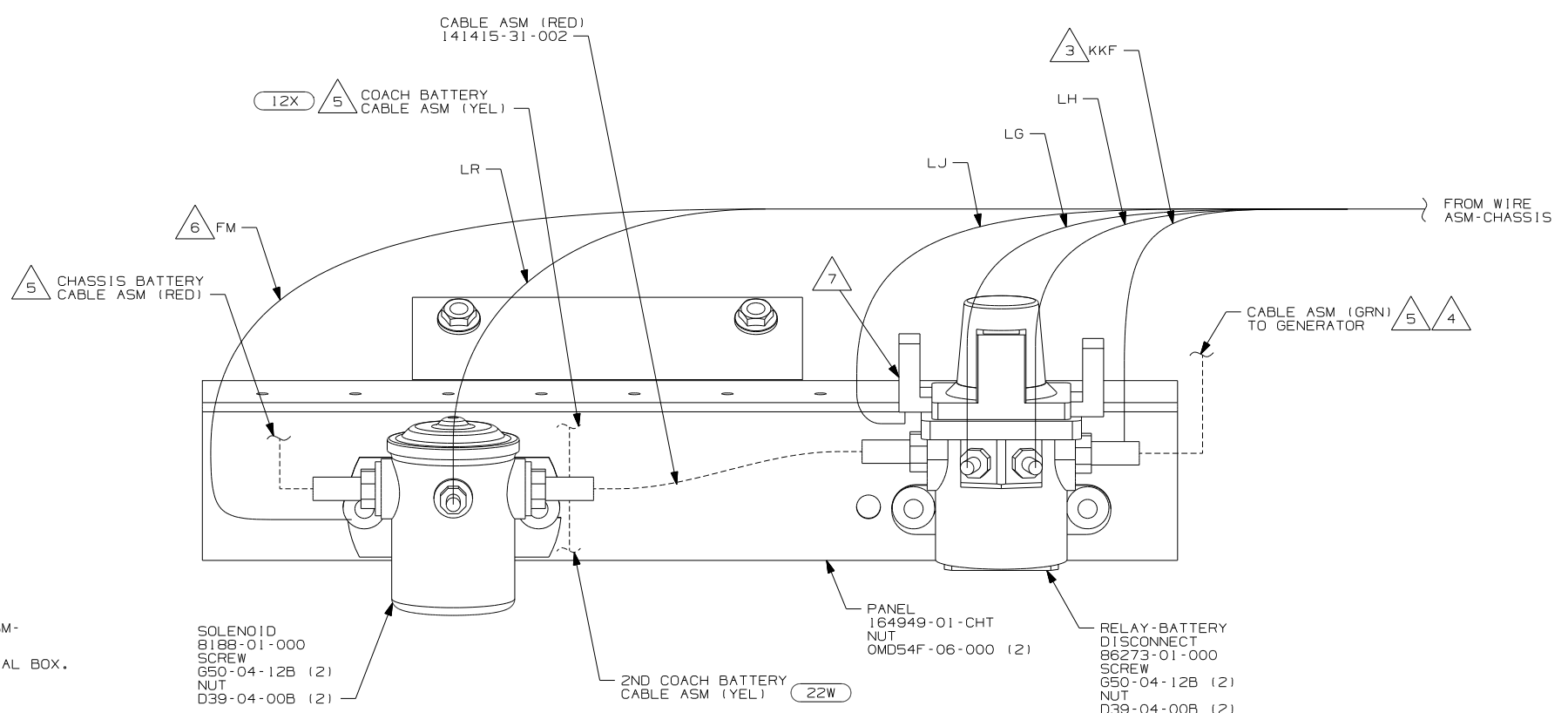
NOTES:  
 SUPPLIED WITH CHASSIS.



VIEW BA



VIEW BB



- 8 TRIANGLE: CIRCUIT IS FROM WIRE ASM-CHASSIS.
- 7 TRIANGLE: INSERT TERMINAL FROM CIRCUIT LJ INTO FUSE HOLDER SOCKET ON RELAY.
- 6 TRIANGLE: SECURE WITH SOLENOID MOUNTING SCREW.
- 5 TRIANGLE: WIRING INSTL-CHASSIS FOR ADDITIONAL INFORMATION.
- 4 TRIANGLE: WITH FEATURE (321) ONLY, DO NOT CONNECT CABLE ASM-GENERATOR (GRN) TO SOLENOID TAPE END WITH TAPE B363-01-000 AND LEAVE CABLE END LOOSE IN ELECTRICAL BOX.
- 3 TRIANGLE: WIRE IS MARKED WITH YELLOW TAPE.
- 2 TRIANGLE: REPLACE EXISTING SCREW TO PROPERLY ATTACH BREAKER TO BUSS BAR.

NOTES:  
 1. LEGEND: — WINNEBAGO: - - - - - CABLE: - - - - - CHASSIS SUPPLIED WIRING.

- (22W) BATTERY-SECOND
- (12X) BATTERY-ONE
- (321) GENERATOR PREP KIT
- (1KD) DODGE-8,550# GVWR, DIESEL
- (265) CODES/STANDARDS-CSA/CMVSS
- (1B1) CODES/STANDARDS USA

FIRST USED		
08 B-VAN		
DO NOT SCALE DRAWING		
TITLE:		
CHASSIS ELECTRICAL BOX ASM		
SHEET 2	PART NO	REV
	165710	