



DANGER

Danger of electrical shock, burns or death. Always remove all power sources before attempting any repair, service or diagnostic work. Power can be present from shore power, generator, inverter or battery. All power sources must be disabled and secured before performing any service.



CAUTION

If you lack the skills, tools or equipment to perform diagnostic or repair work leave such work to an authorized Winnebago Industries dealer or other qualified shop.

8

7

6

5

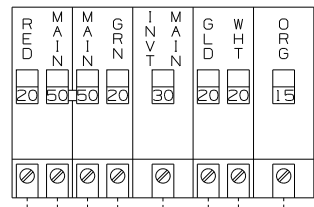
4

3

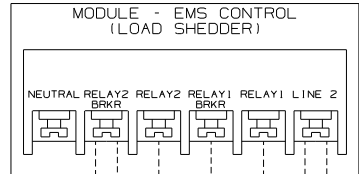
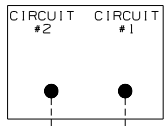
2

1

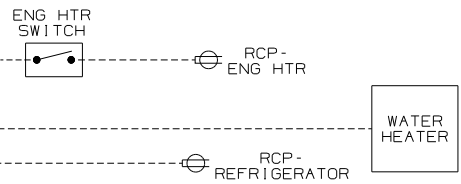
LOAD CENTER



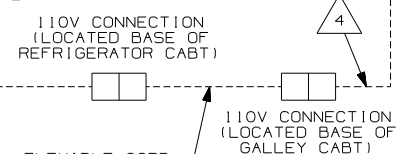
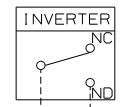
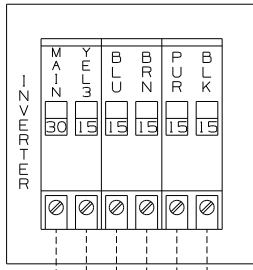
CENTRAL AIR UNIT (LOCATED IN RIGHT REAR COMPARTMENT BELOW FLOOR)



RELEASE	REV/DATE	OWG NO
A		159717
REV ZONE	REVISION RECORD	DATE
		DFTR-0R16



INVERTER BREAKER PANEL



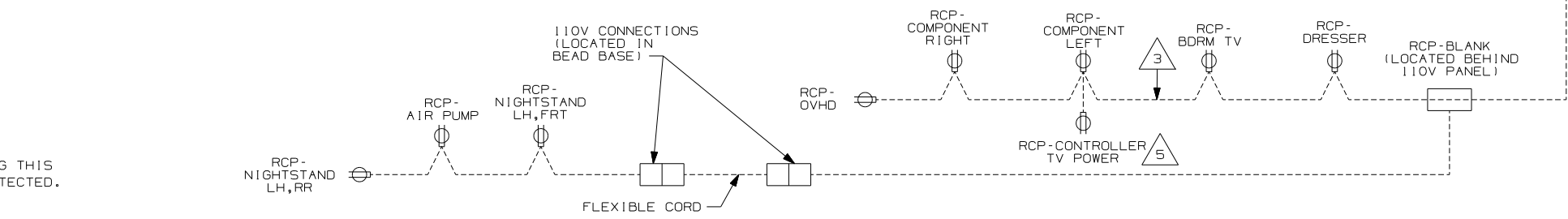
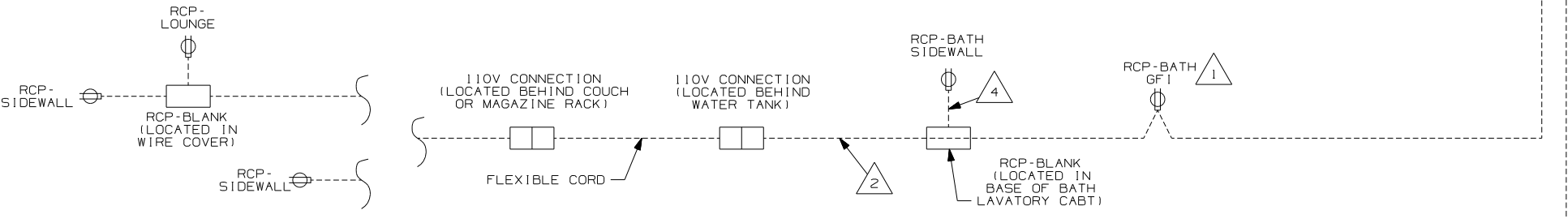
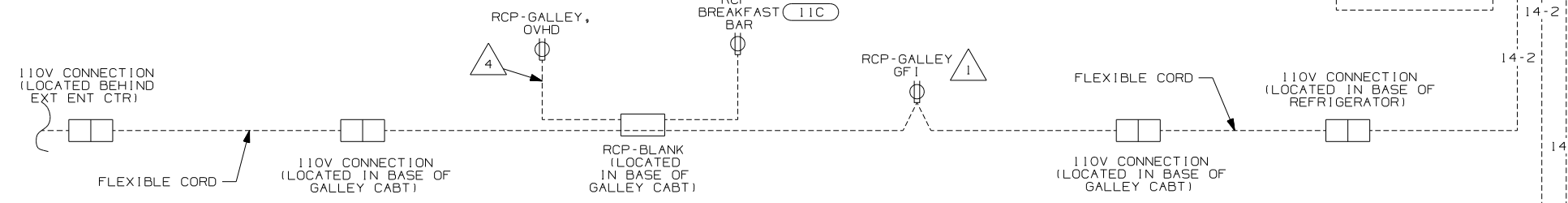
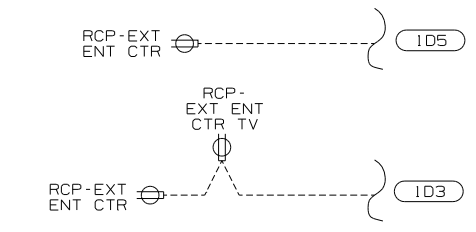
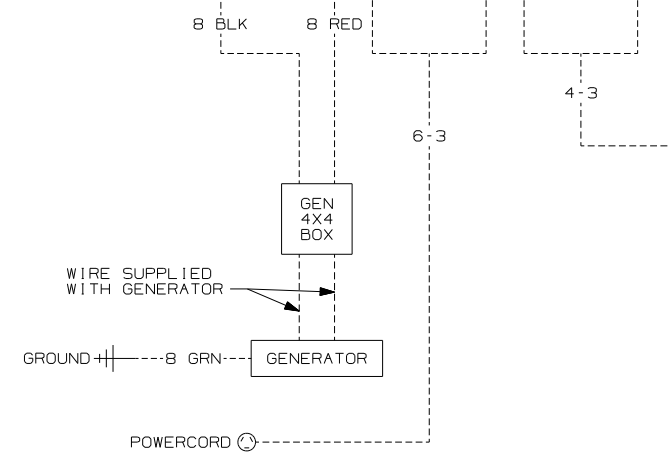
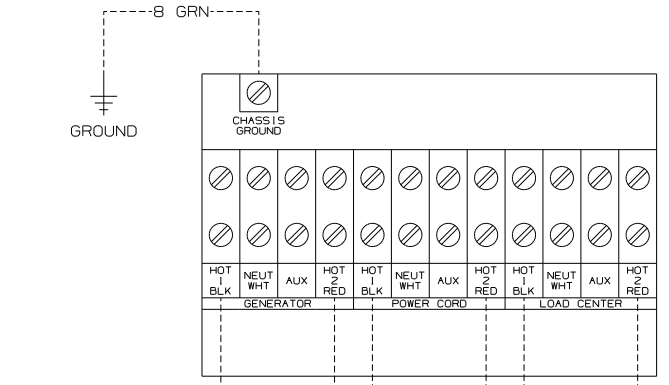
- (11C) BREAKFAST BAR
- (265) CODES/STANDARDS - CSA/CMVSS
- (1B1) CODES/STANDARDS - USA



DFTR	ORIG. DATE
CHKR	ALL DIMENSIONS ARE IN MILLIMETERS
P.E.	
M.E.	FIRST USED
DSNR	07 R36LD

UNSPECIFIED TOLERANCES ARE:	MATERIAL:
WHOLE DIM (X) :	
ONE-PLACE (X.X) :	
TWO-PLACE (X.XX) :	
ANGLE :	
THIRD ANGLE PROJECTION :	

DO NOT SCALE DRAWING	
TITLE: WIRING DIAGRAM-BODY, 110V	
SHEET 1 OF 1	PART NO 159717 REV
REF:	1 2/5/2007



- (5) SEE WIRING DIAGRAM-AUTO FOR ADDITIONAL INFORMATION.
- (4) WIRE IN SIDEWALL
- (3) WIRE ROUTED IN ROOF.
- (2) WIRE ROUTED IN SIDEWALL.
- (1) ALL OUTLETS DOWN STREAM AND INCLUDING THIS OUTLET ARE GROUND GAULT INTERRUPT PROTECTED.

NOTES:

8

7

6

5

4

3

2

1