



DANGER

Danger of electrical shock, burns or death. Always remove all power sources before attempting any repair, service or diagnostic work. Power can be present from shore power, generator, inverter or battery. All power sources must be disabled and secured before performing any service.

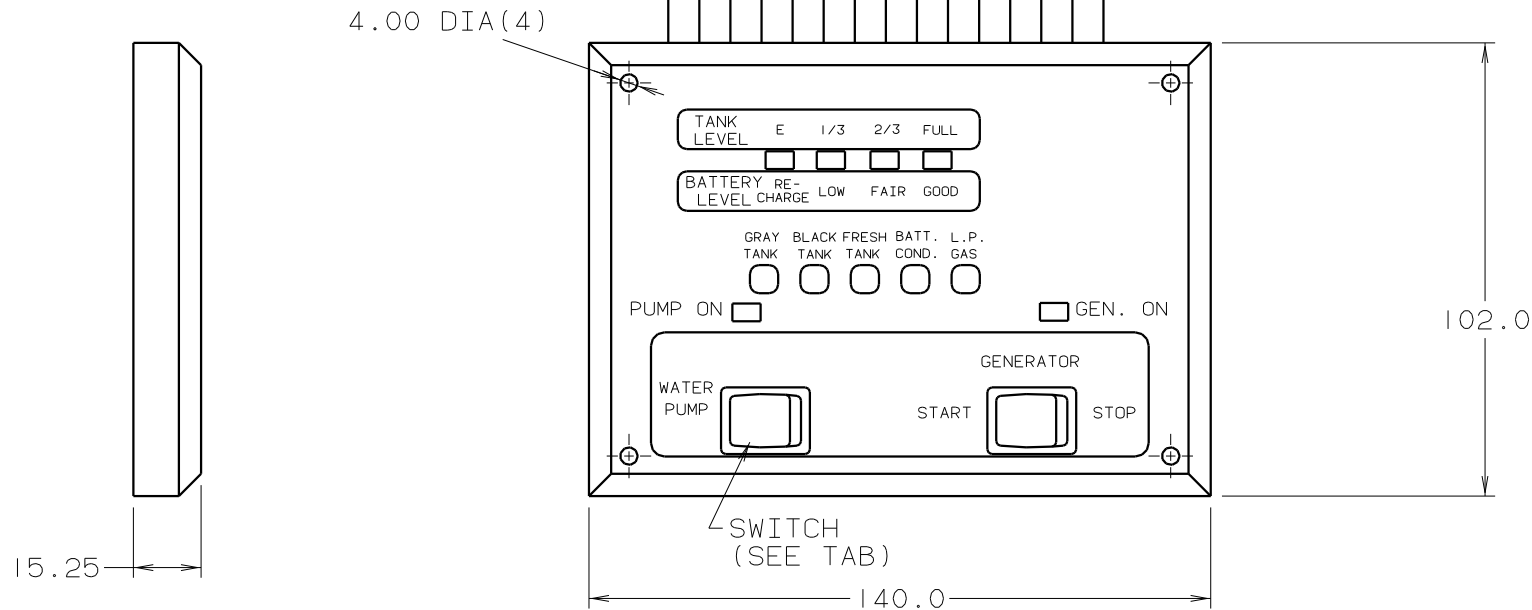
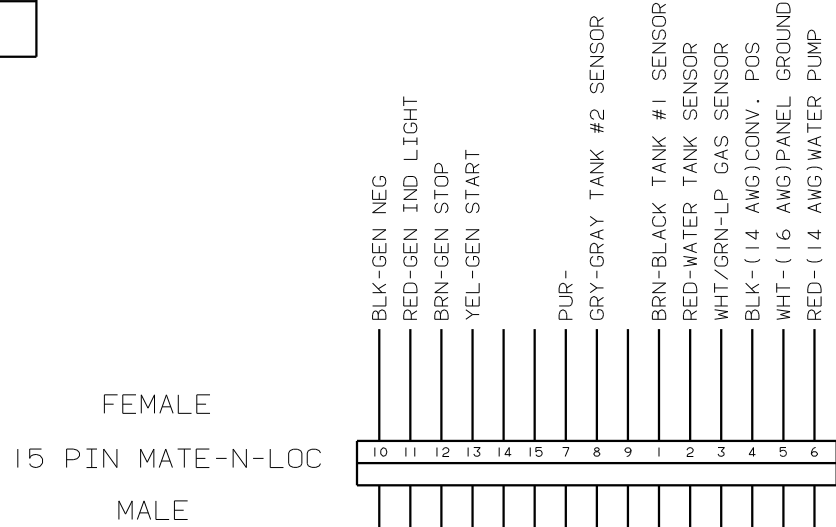


CAUTION

If you lack the skills, tools or equipment to perform diagnostic or repair work leave such work to an authorized Winnebago Industries dealer or other qualified shop.

DWG NO	SWITCH	SHEET
114014-01	SINGLE	1
114014-02	W/REMOTE	2

REV	DATE	DFTR	ADM	DWG NO	114014
A					
REV	ZONE	REVISION RECORD	DATE	DFTR-ORIG	



SEE CHART
FOR COLOR VARIATIONS
OF THIS PART

- NOTES:
- UNLESS OTHERWISE SPECIFIED ALL WIRE IS 22 AWG.
 - SUGGESTED VENDOR: PHILLIPS VENT LINE P/N:L9151.

COPYRIGHT 2003 WINNEBAGO INDUSTRIES, INC.		WINNEBAGO		94 H-SERIES
DFTR	DATE	UNSPECIFIED TOLERANCES ARE:	MATERIAL:	
CHKR	DATE	WHOLE DIM (X) ±		
P E	DATE	ONE-PLACE (X.X) ±		
M E	DATE	TWO-PLACE (X.XX) ±		
DSNR	DATE	ANGLE ±		
LAYOUT NO	TITLE:	THIRD ANGLE PROJECTION		
DIA Ø	SCALE: 1.0	DO NOT SCALE DRAWING	SIZE	DWG NO
ALL DIMENSIONS ARE IN MILLIMETERS		SHEET 1 OF 2	Ic	114014

D
C
B
A

D
C
B
A

4

3

2

1

4


3

2

1

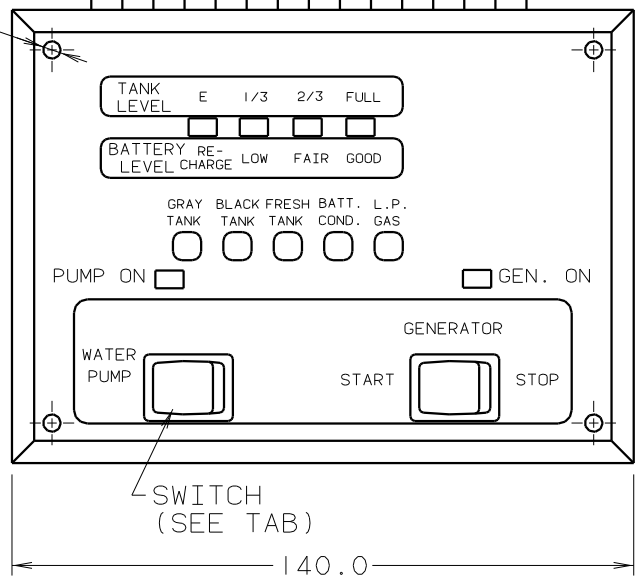
FEMALE
15 PIN MATE-N-LOC
MALE

- BLK-GEN NEG
- RED-GEN IND LIGHT
- BRN-GEN STOP
- YEL-GEN START
- RED/WHT-REMOTE SWITCH
- WHT/RED-REMOTE SWITCH
- PUR-
- GRY-GRAY TANK #2 SENSOR
- BRN-BLACK TANK #1 SENSOR
- RED-WATER TANK SENSOR
- WHT/GRN-LP GAS SENSOR
- BLK-(14 AWG)CONV. POS
- WHT-(16 AWG)PANEL GROUND
- RED-(14 AWG)WATER PUMP



4.00 DIA(4)

15.25



102.0

140.0

94 H-SERIES

TITLE: PANEL-MONITOR		
DO NOT SCALE DRAWING	SIZE I C	DWG NO 114014
SHEET 2 OF 2		