



DANGER

Danger of electrical shock, burns or death. Always remove all power sources before attempting any repair, service or diagnostic work. Power can be present from shore power, generator, inverter or battery. All power sources must be disabled and secured before performing any service.

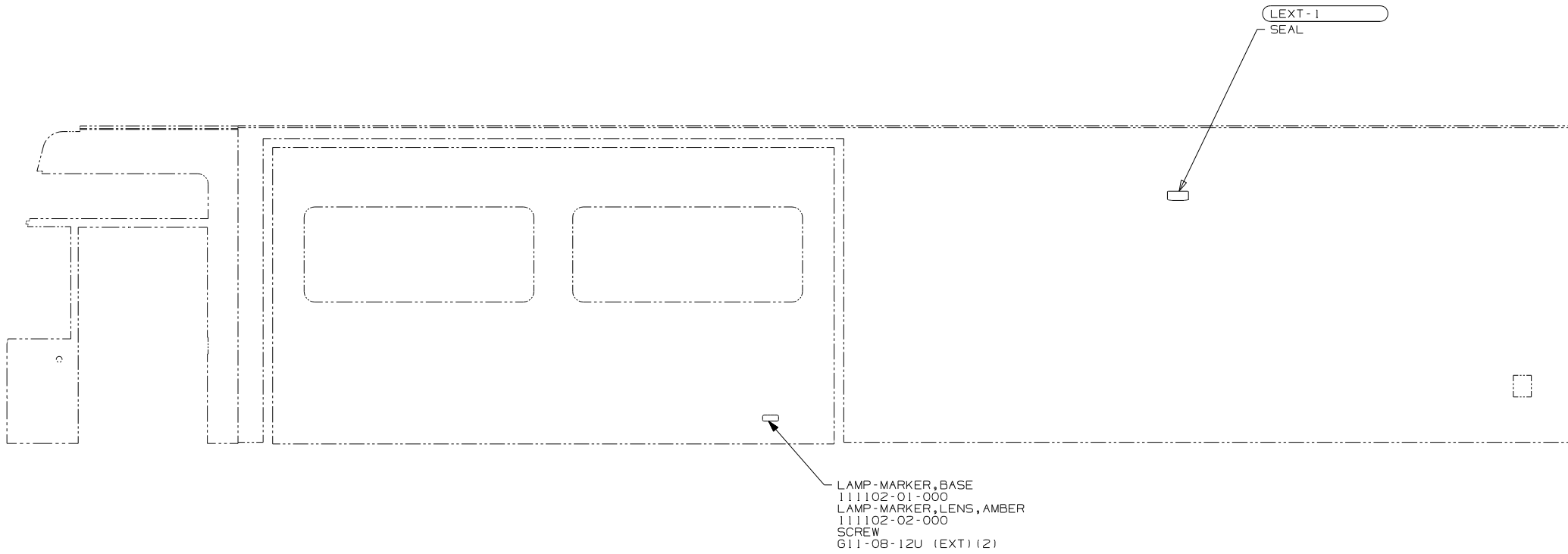
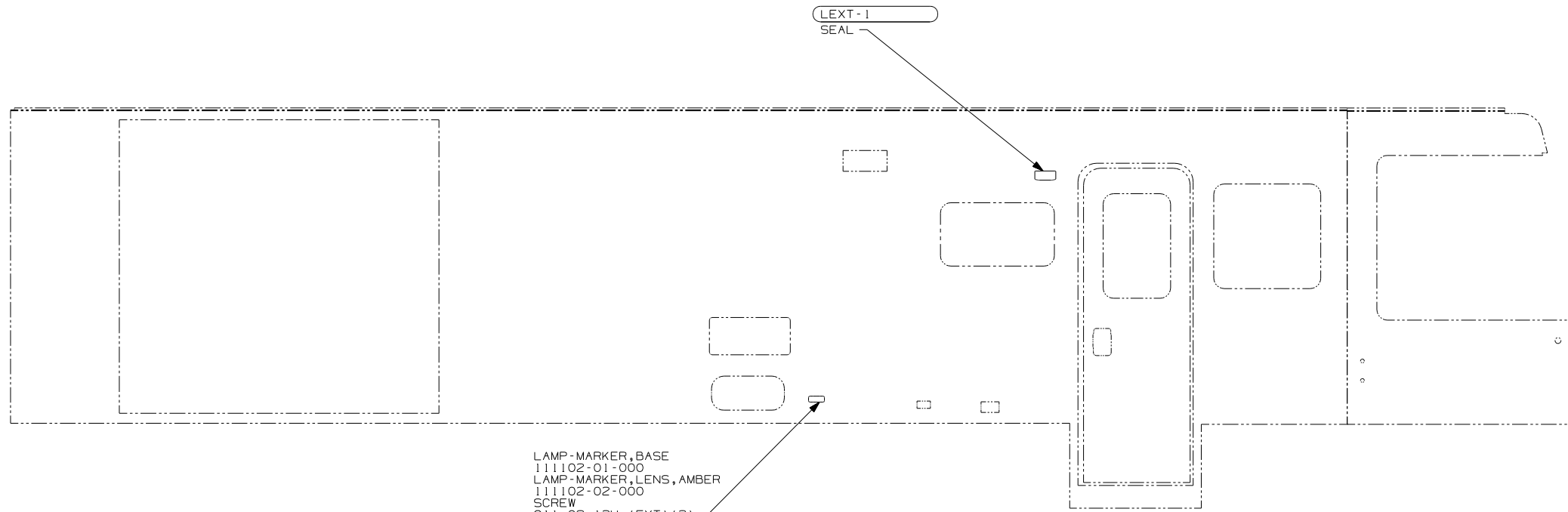


CAUTION

If you lack the skills, tools or equipment to perform diagnostic or repair work leave such work to an authorized Winnebago Industries dealer or other qualified shop.

DRAWING NO.	FEATURE
148559-01	(WIN)
148559-02	(ITA)

RELEASE	REV DATE	DWG NO
A		148559
REV ZONE	REVISION RECORD	DATE DFR-ORIG



- (WIN) WINNEBAGO ONLY
- (ITA) ITASCA ONLY
- (265) CODES/STANDARDS-CSA/CMVSS
- (1B1) CODES/STANDARDS USA

(265) (1B1)

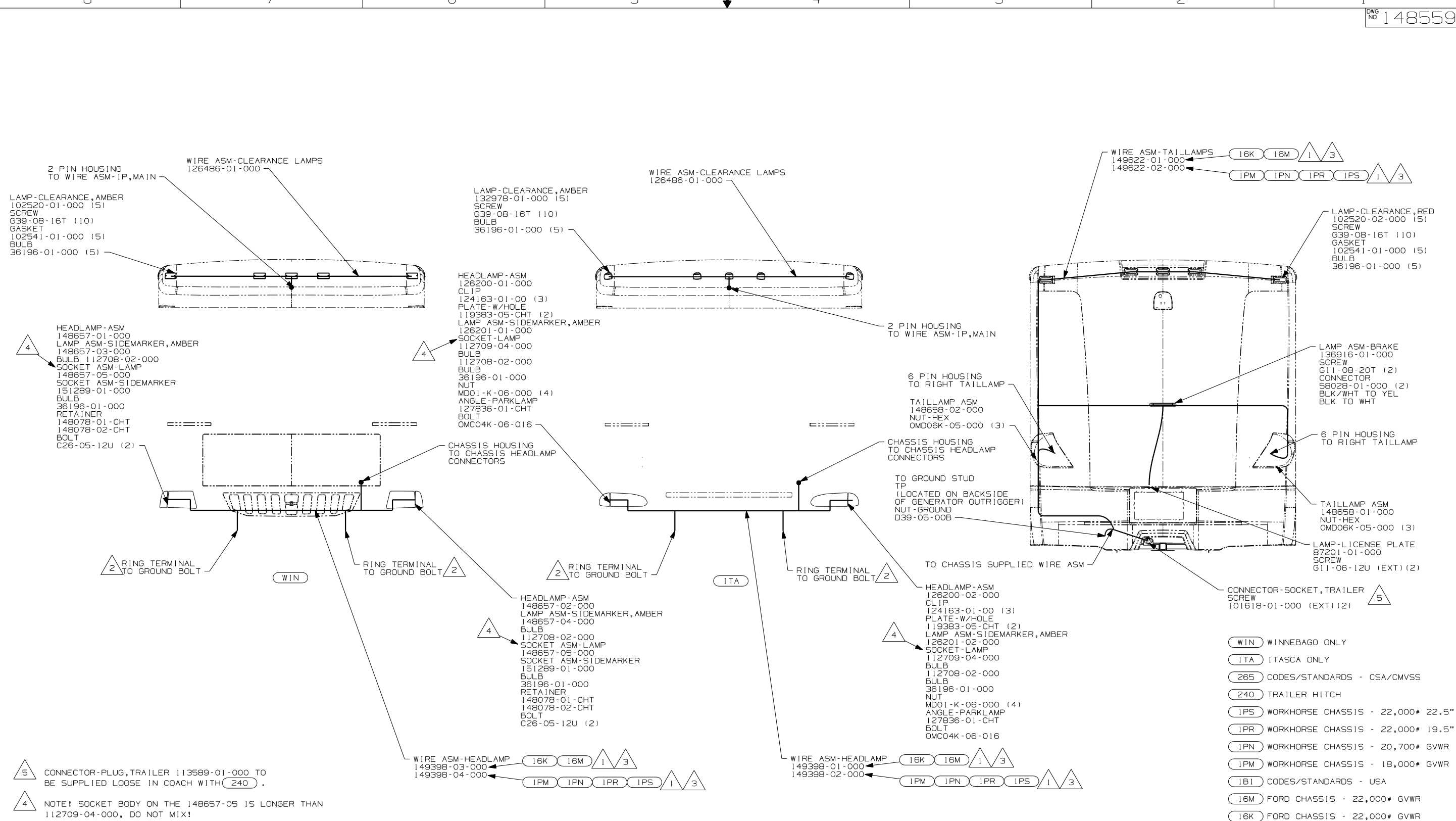


DFTR	ORIG. DATE
CHKR	ALL DIMENSIONS ARE IN MILLIMETERS
P.E.	
M.E.	FIRST USED
DSNR	05 F-SERIES
UNSPECIFIED TOLERANCES ARE:	
HOLE DIM (X)	: 1
ONE-PLACE (X.X)	: 1.5
TWO-PLACE (X.XX)	: 0.50
ANGLE	: 1°
THIRD ANGLE PROJECTION	

FOR ELECTRICAL
TORQUE
SPECIFICATIONS
SEE DWG NO.
128783-01-000

(X-X)
FOR
ELECTRICAL
CALLOUTS
SEE DWG NO.
121339-01-000

DO NOT SCALE DRAWING	
TITLE:	WIRING INSTL-EXTERIOR LAMPS
SHEET 1 OF 2	PART NO 148559



- 5 CONNECTOR-PLUG, TRAILER 113589-01-000 TO BE SUPPLIED LOOSE IN COACH WITH (240).
- 4 NOTE! SOCKET BODY ON THE 148657-05 IS LONGER THAN 112709-04-000, DO NOT MIX!
- 3 SECURE WIRE ASM APPROX. EVERY 450 TO BATTERY CABLES AND BRACKETS. USE TIE-WIRE 8343-01-000 OR 93147-01-000 AS APPROPRIATE.
- 2 CLEAN PAINT OFF METAL (BOLT) BEFORE CONNECTING GROUND TO INSURE CONTACT, ALSO MOUNT CHASSIS SUPPLIED HORN TO GROUND BOLT.
- 1 GAHTER ALL EXCESS WIRE AFTER MAKING ALL CONECTIONS AND BUNDLE AND SECURE WITH TIE-WIRE 8343-01-000 OR 93147-01-000.

- (WIN) WINNEBAGO ONLY
- (ITA) ITASCA ONLY
- (265) CODES/STANDARDS - CSA/CMVSS
- (240) TRAILER HITCH
- (IPS) WORKHORSE CHASSIS - 22,000# 22.5"
- (IPR) WORKHORSE CHASSIS - 22,000# 19.5"
- (IPN) WORKHORSE CHASSIS - 20,700# GVWR
- (IPM) WORKHORSE CHASSIS - 18,000# GVWR
- (IB1) CODES/STANDARDS - USA
- (16M) FORD CHASSIS - 22,000# GVWR
- (16K) FORD CHASSIS - 22,000# GVWR

(IB1) (256) (ITA) (WIN)

FIRST USED	
05 F-SERIES	
DO NOT SCALE DRAWING	
TITLE:	
WIRING INSTL-EXTERIOR LAMPS	
SHEET 2	PART NO
	148559

FOR ELECTRICAL TORQUE SPECIFICATIONS SEE DWG NO. 128783-01-000

FOR ELECTRICAL CALLOUTS SEE DWG NO. 121339-01-000