



**DANGER**

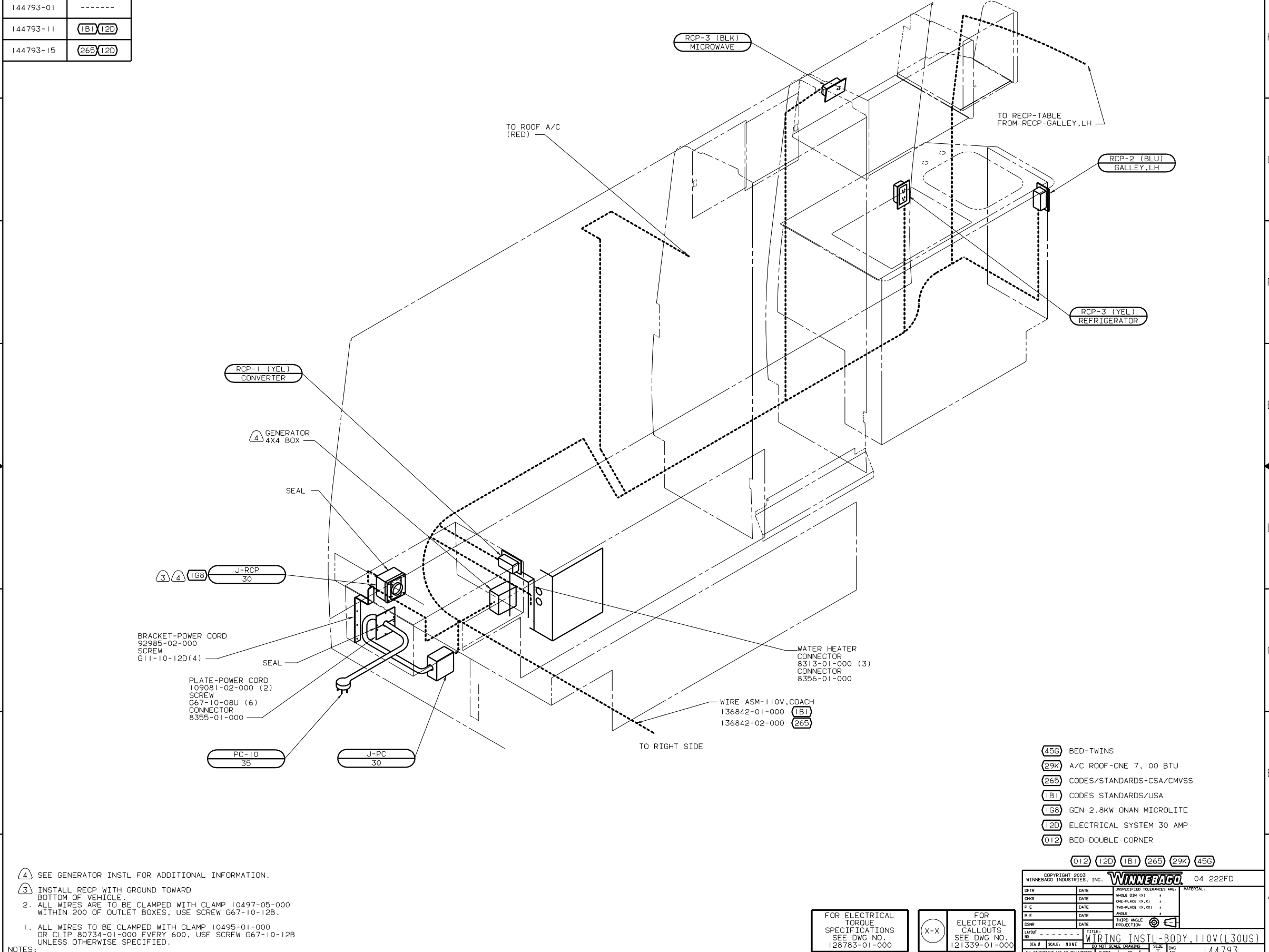
**Danger of electrical shock, burns or death.** Always remove all power sources before attempting any repair, service or diagnostic work. Power can be present from shore power, generator, inverter or battery. All power sources must be disabled and secured before performing any service.



**CAUTION**

If you lack the skills, tools or equipment to perform diagnostic or repair work leave such work to an authorized Winnebago Industries dealer or other qualified shop.

DWG NO.	FEATURE
144793-01	-----
144793-11	(1B1) (12D)
144793-15	(265) (12D)



- 4 SEE GENERATOR INSTL FOR ADDITIONAL INFORMATION.
- 3 INSTALL RCP WITH GROUND TOWARD BOTTOM OF VEHICLE.
- 2 ALL WIRES ARE TO BE CLAMPED WITH CLAMP 10497-05-000 WITHIN 200 OF OUTLET BOXES. USE SCREW G67-10-12B.
1. ALL WIRES TO BE CLAMPED WITH CLAMP 10495-01-000 OR CLIP 80734-01-000 EVERY 600. USE SCREW G67-10-12B UNLESS OTHERWISE SPECIFIED.

- (45G) BED-TWINS
- (29K) A/C ROOF-ONE 7,100 BTU
- (265) CODES/STANDARDS-CSA/CMVSS
- (1B1) CODES STANDARDS/USA
- (1G8) GEN-2.8KW ONAN MICROLITE
- (12D) ELECTRICAL SYSTEM 30 AMP
- (012) BED-DOUBLE-CORNER

(012) (12D) (1B1) (265) (29K) (45G)

COPYRIGHT 2003 WINNEBAGO INDUSTRIES, INC.		WINNEBAGO		04 222FD
DATE	UNSPECIFIED TOLERANCES ARE:	MATERIAL:		
DATE	WHOLE DIM (XX)	+		
DATE	ONE-PLACE (X.X)	+		
DATE	TWO-PLACE (X.XX)	+		
DATE	ANGLE	+		
DATE	THIRD ANGLE PROJECTION	+		
LAYOUT NO		TITLE: WIRING INSTL-BODY, 110V(L30US)		
DIA #	SCALE: NONE	DO NOT SCALE DIMENSIONS	SHEET	OF 4
ALL DIMENSIONS ARE IN MILLIMETERS		SIZE	NO 144793	

FOR ELECTRICAL TORQUE SPECIFICATIONS SEE DWG NO. 128783-01-000

FOR ELECTRICAL CALLOUTS SEE DWG NO. 121339-01-000



FROM RECP-GALLEY, LH  
TO RECP-TABLE

3

RCP-2 (BLU)  
TABLE

GFI-US (BLU)  
NIGHTSTAND  
GFI-CA (BLU)  
NIGHTSTAND

SWITCH-WATER HEATER  
84420-01-000  
LABEL  
83588-01-000  
(WHT)

RCP-E (BLU)  
EXTERIOR (39A)

LOAD CENTER  
(SEE SHT 4)

TO LEFT SIDE

3 WIRE ROUTED BEHIND TRANSITION PANEL.

2. ALL WIRES ARE TO BE CLAMPED WITH CLAMP 10497-05-000  
WITHIN 200 OF OUTLET BOXES. USE SCREW G67-10-12B.

1. ALL WIRES TO BE CLAMPED WITH CLAMP 10495-01-000 OR  
CLIP 80734-01-000 EVERY 600. USE SCREW G67-10-12B  
UNLESS OTHERWISE SPECIFIED.

NOTES:

- 39A EXT RECEPTACLE DPLX 120VAC
- 012 BED-DOUBLE-CORNER
- 12D ELECTRICAL SYSTEM 30 AMP
- 265 CODES/STANDARDS-CSA/CMVSS
- 1B1 CODES STANDARDS/USA

FOR ELECTRICAL  
TORQUE  
SPECIFICATIONS  
SEE DWG NO.  
128783-01-000

FOR  
ELECTRICAL  
CALLOUTS  
SEE DWG NO.  
121339-01-000

1B1 265 12D 012 04 222FD  
 TITLE: WIRING INSTL-BODY, 110V(R30)  
 DWG NO 144793  
 SHEET 2 OF 4

FROM RECP-GALLEY  
TO RECP-TABLE

RCP-2 (BLU)  
TABLE

3

SWITCH-WATER HEATER  
84420-01-000  
LABEL  
83588-01-000  
(WHT)

LOAD CENTER  
(SEE SHT 4)

TO LEFT SIDE

RCP-E (BLU)  
EXTERIOR 39A

GFI-US (BLU)  
NIGHTSTAND  
GFI-CA (BLU)  
NIGHTSTAND

45G

3 WIRE ROUTED BEHIND TRANSITION PANEL.

2. ALL WIRES ARE TO BE CLAMPED WITH CLAMP 10497-05-000  
WITHIN 200 OF OUTLET BOXES. USE SCREW G67-10-12B.

1. ALL WIRES TO BE CLAMPED WITH CLAMP 10495-01-000 OR  
CLIP 80734-01-000 EVERY 600. USE SCREW G67-10-12B  
UNLESS OTHERWISE SPECIFIED.

NOTES:

- 45G BED-TWINS
- 39A EXT RECEPTACLE DPLX 120VAC
- 12D ELECTRICAL SYSTEM 30 AMP
- 265 CODES/STANDARDS-CSA/CMVSS
- 1B1 CODES STANDARDS/USA

FOR ELECTRICAL  
TORQUE  
SPECIFICATIONS  
SEE DWG NO.  
128783-01-000

FOR  
ELECTRICAL  
CALLOUTS  
SEE DWG NO.  
121339-01-000

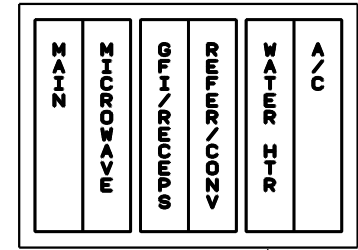
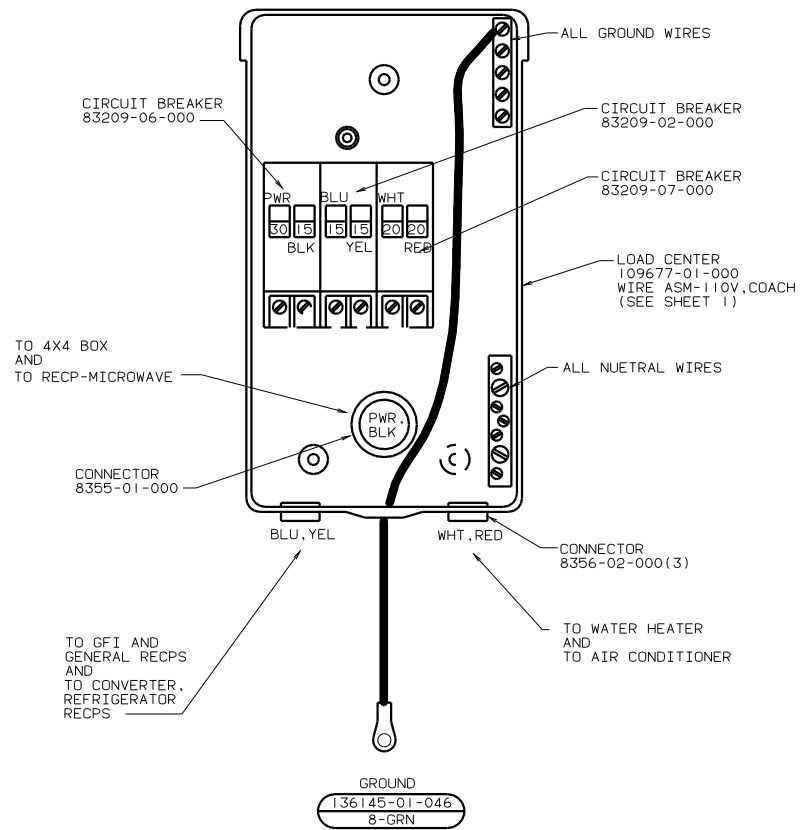
1B1 265 12D 45G 04 222FD

TITLE: WIRING INSTL-BODY, 110V(R30)

DWG NO 144793

SHEET 3 OF 4

08/11/03



INSTALL LABEL ON BACK SIDE OF CABINET ACCESS DOOR.

1. ALL CABLES SHALL BE COVERED WITH CONDUIT-CONVOLUTE, SLIT 41953-01-000, UNLESS OTHERWISE SPECIFIED, 600 LESS THAN CABLE LENGTH.

NOTES:

FOR ELECTRICAL TORQUE SPECIFICATIONS SEE DWG NO. 128783-01-000

FOR ELECTRICAL CALLOUTS SEE DWG NO. 121339-01-000

- 456 BED-TWINS
- 265 CODES/STANDARDS-CSA/CMVSS
- 1B1 CODES STANDARDS/USA
- 12D ELECTRICAL SYSTEM 30 AMP
- 012 BED-DOUBLE-CORNER

012	12D	1B1	265	456	04	222FD
TITLE: WIRING INSTL-BODY(LC30)						
DWG NO		SHEET		REV		DWG NO
144793		4 OF 4		1		144793