



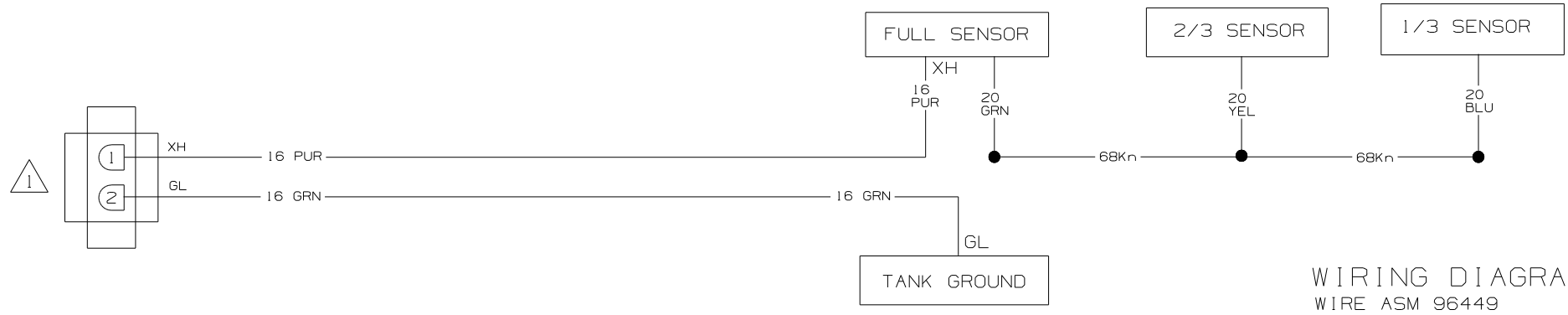
DANGER

Danger of electrical shock, burns or death. Always remove all power sources before attempting any repair, service or diagnostic work. Power can be present from shore power, generator, inverter or battery. All power sources must be disabled and secured before performing any service.

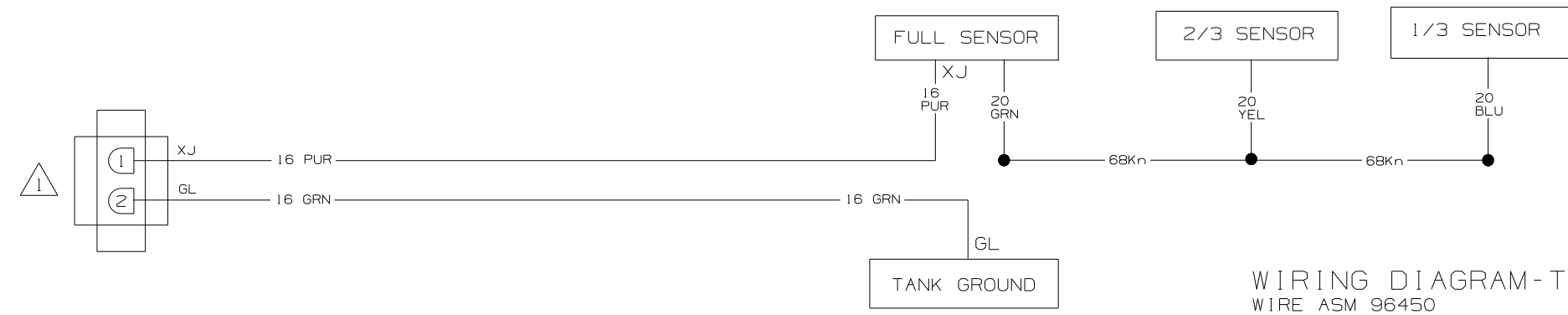


CAUTION

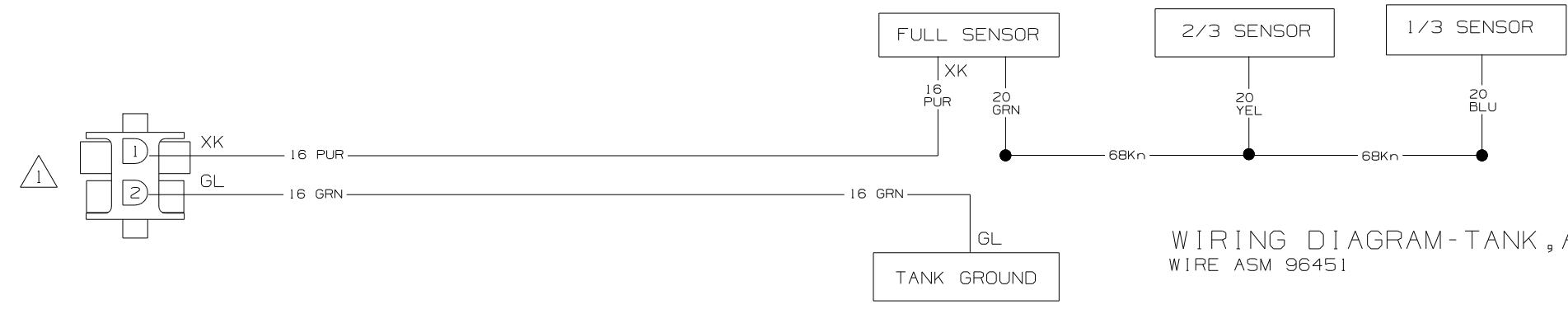
If you lack the skills, tools or equipment to perform diagnostic or repair work leave such work to an authorized Winnebago Industries dealer or other qualified shop.



WIRING DIAGRAM-TANK , WATER
WIRE ASM 96449



WIRING DIAGRAM-TANK , MAIN HOLDING
WIRE ASM 96450



WIRING DIAGRAM-TANK , AUX HOLDING
WIRE ASM 96451

WINNEBAGO		COPYRIGHT 2002 WINNEBAGO INDUSTRIES, INC.	
DFT-016	ORIG. DATE	ALL DIMENSIONS ARE IN MILLIMETERS	
CHKR		FIRST USED	
P.E.		03 SERIES	
M.E.		UNSPECIFIED TOLERANCES ARE:	
DSNR		MATERIAL:	
		WHOLE DIM (X) :	
		ONE-PLACE (X.X) :	
		TWO-PLACE (X.XX) :	
		ANGLE :	
THIRD ANGLE PROJECTION			
DO NOT SCALE DRAWING			
TITLE: WIRING DIAGRAM-HOLDING TANKS			
SHEET 1 OF 1	PART NO	110664	
REF :		1 11/13/02	

NOTES:
1. SEE WIRING DIAGRAM-BODY FOR ADDITIONAL INFORMATION.