



DANGER

Danger of electrical shock, burns or death. Always remove all power sources before attempting any repair, service or diagnostic work. Power can be present from shore power, generator, inverter or battery. All power sources must be disabled and secured before performing any service.

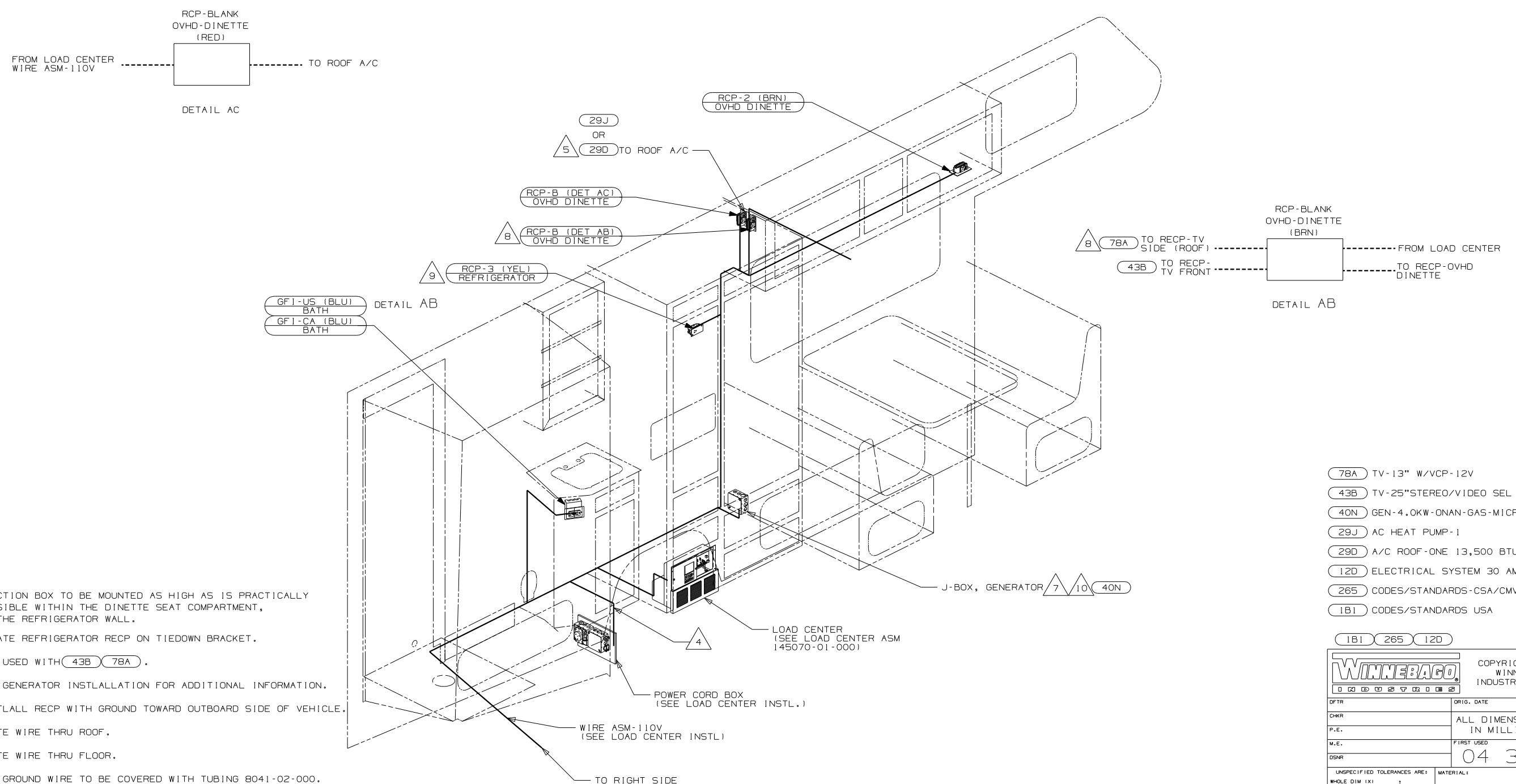


CAUTION

If you lack the skills, tools or equipment to perform diagnostic or repair work leave such work to an authorized Winnebago Industries dealer or other qualified shop.

DRAWING NO.	FEATURE
146208-01	-----
146208-11	(1B1) (12D)
146208-15	(265) (12D)

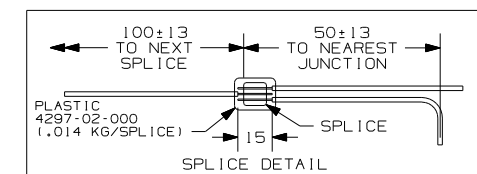
RELEASE	REV DATE	DWG NO	146208
REV ZONE	REVISION RECORD	DATE	DFT-ORIG



- NOTES:
- ALL WIRES TO BE SECURED WITH CLAMP 10495-01-000 OR CLIP 80734-01-000 EVERY 600MM. USE SCREW G67-10-12B UNLESS OTHERWISE SPECIFIED.
 - ALL 110V WIRE TO BE CLAMPED WITH CLAMP 10497-05-000 WITHIN 200 OF OUTLET BOXES, USE SCREW G67-10-12B.
 - ALL GROUND WIRE TO BE COVERED WITH TUBING 8041-02-000.
- 10 JUNCTION BOX TO BE MOUNTED AS HIGH AS IS PRACTICALLY POSSIBLE WITHIN THE DINETTE SEAT COMPARTMENT, ON THE REFRIGERATOR WALL.
- 9 LOCATE REFRIGERATOR RECP ON TIEDOWN BRACKET.
- 8 NOT USED WITH (43B) (78A).
- 7 SEE GENERATOR INSTALLATION FOR ADDITIONAL INFORMATION.
- 6 INSTALL RECP WITH GROUND TOWARD OUTBOARD SIDE OF VEHICLE.
- 5 ROUTE WIRE THRU ROOF.
- 4 ROUTE WIRE THRU FLOOR.

- (78A) TV-13" W/VCP-12V
- (43B) TV-25"STEREO/VIDEO SEL SYS
- (40N) GEN-4.0KW-ONAN-GAS-MICROLITE
- (29J) AC HEAT PUMP-1
- (29D) A/C ROOF-ONE 13,500 BTU
- (12D) ELECTRICAL SYSTEM 30 AMP
- (265) CODES/STANDARDS-CSA/CMVSS
- (1B1) CODES/STANDARDS USA

FOR ELECTRICAL CALLOUTS SEE DWG NO. 121339-01-000



WINNEBAGO INDUSTRIES, INC. COPYRIGHT 2002

DFT	ORIG. DATE
CHKR	ALL DIMENSIONS ARE IN MILLIMETERS
P.E.	
M.E.	FIRST USED
DSNR	04 324V

UNSPECIFIED TOLERANCES ARE: MATERIAL:

WHOLE DIM (X) :
ONE-PLACE (X.X) :
TWO-PLACE (X.XX) :
ANGLE :

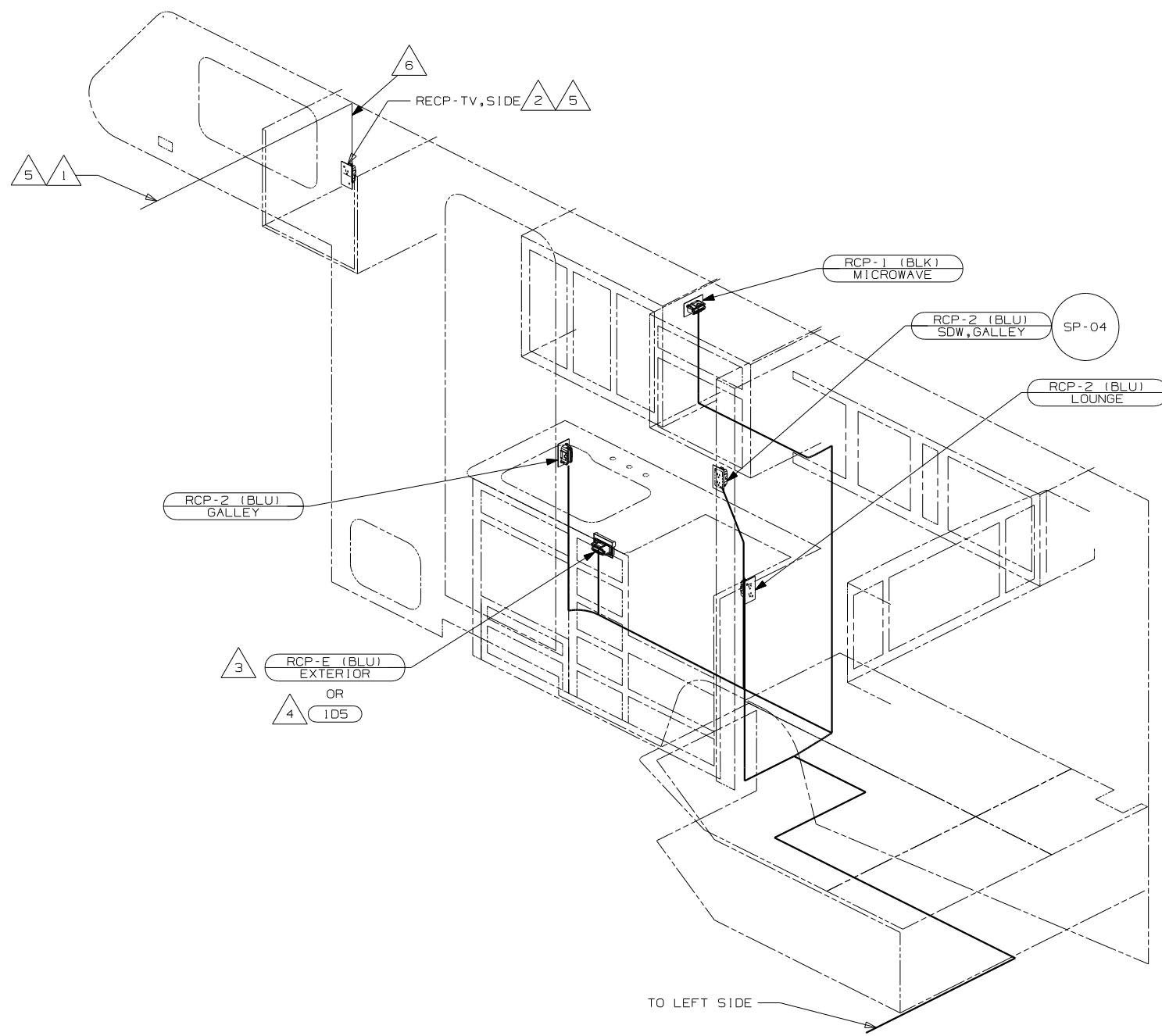
THIRD ANGLE PROJECTION

DO NOT SCALE DRAWING

TITLE: WIRING INSTL-BODY, 110V

SHEET 1 OF 2 PART NO 146208

REF: 142927-D | 05/23/03



- △ 6 COVER DROP WITH CONVOLUTE
- △ 5 NOT USED WITH (43B) OR (78A).
- △ 4 SEE ENTERTAINMENT CENTER COMPL FOR ADDITIONAL INFORMATION.
- △ 3 NOT USED WITH (105).
- △ 2 SEE WIRING INSTL-SIDE TV FOR ADDITIONAL INFORMATION.
- △ 1 WIRE ROUTED IN ROOF.

NOTES:

- (78A) TV-13" W/VCP-12V
- (43B) TV-25"STEREO/VIDEO SEL SYS
- (105) ENTERTAINMENT CENTR/EXT W/CD
- (265) CODES/STANDARDS-CSA/CMVSS
- (1B1) CODES/STANDARDS USA

(1B1) (265) (12D) (49X)

FIRST USED		04 324V	
DO NOT SCALE DRAWING			
TITLE: WIRING INSTL-BODY, 110V			
SHEET 2	PART NO	146208	