



DANGER

Danger of electrical shock, burns or death. Always remove all power sources before attempting any repair, service or diagnostic work. Power can be present from shore power, generator, inverter or battery. All power sources must be disabled and secured before performing any service.

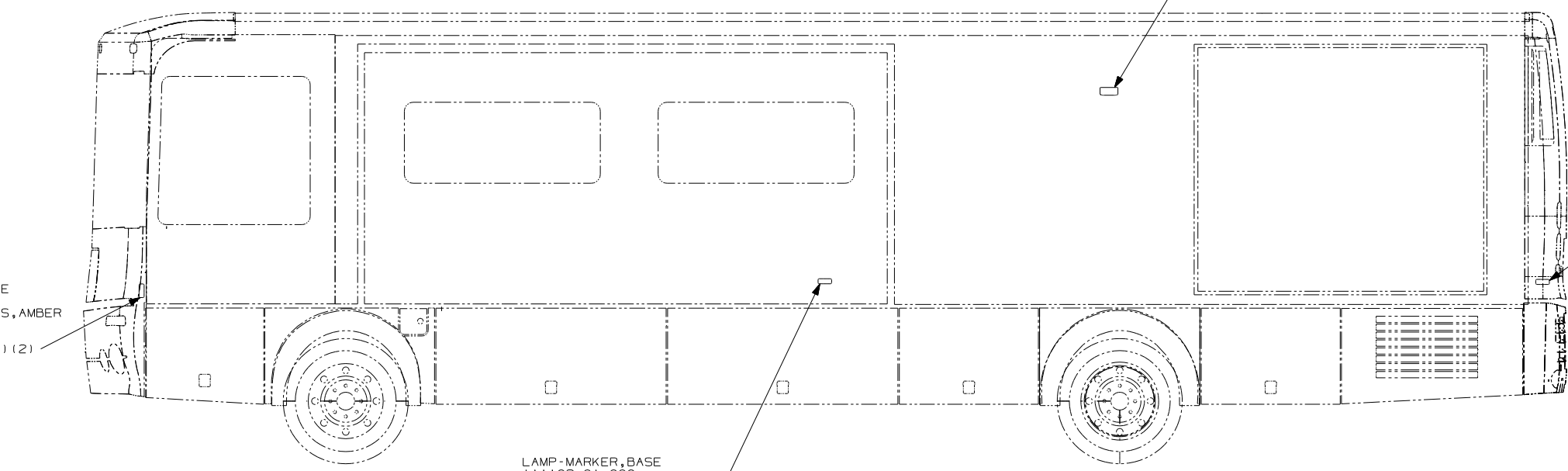


CAUTION

If you lack the skills, tools or equipment to perform diagnostic or repair work leave such work to an authorized Winnebago Industries dealer or other qualified shop.

DWG NO	
141853-01	(WIN)
141853-02	(WDL)
141853-03	(ITA)

RELEASE	REV DATE	DWG NO
A		141853
REV ZONE	REVISION RECORD	DATE

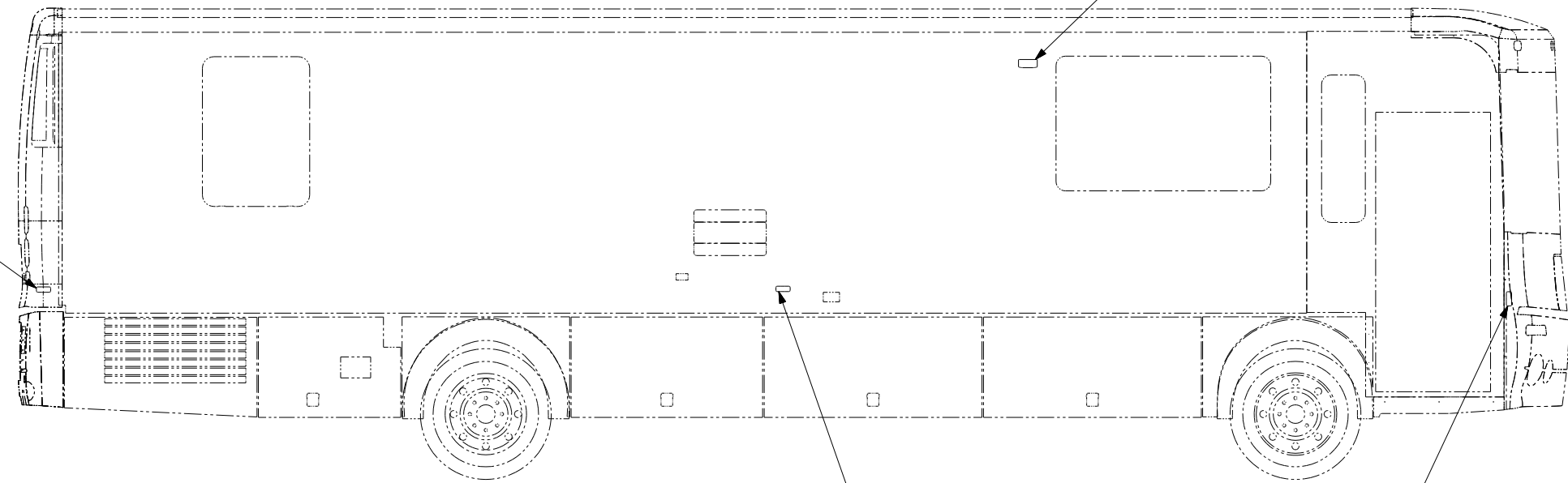


LAMP-MARKER, BASE
111102-01-000
LAMP-MARKER, LENS, AMBER
111102-02-000
SCREW
G11-08-12U (EXT) (2)

LAMP-MARKER, BASE
111102-01-000
LAMP-MARKER, LENS, AMBER
111102-02-000
SCREW
G11-08-12U (EXT) (2)

LAMP-MARKER, BASE
111102-01-000
LAMP-MARKER, LENS, RED
111102-03-000
SCREW
G11-08-12U (EXT) (2)

LEXI-2CA 265
LEXI-1 1B1



LAMP-MARKER, BASE
111102-01-000
LAMP-MARKER, LENS, RED
111102-03-000
SCREW
G11-08-12U (EXT) (2)

LAMP-MARKER, BASE
111102-01-000
LAMP-MARKER, LENS, AMBER
111102-02-000
SCREW
G11-08-12U (EXT) (2)

LAMP-MARKER, BASE
111102-01-000
LAMP-MARKER, LENS, AMBER
111102-02-000
SCREW
G11-08-12U (EXT) (2)

LEXI-2CA 265
LEXI-1 1B1

(265) CODES/STANDARDS-CSA/CMVSS
(1B1) CODES/STANDARDS USA

(1B1) (265)



DFT	ORIG. DATE
CHKR	ALL DIMENSIONS ARE IN MILLIMETERS
P.E.	
M.E.	FIRST USED
DSNR	03 P-SERIES
UNSPECIFIED TOLERANCES ARE:	MATERIAL:
HOLE DIM (X)	: 1
ONE-PLACE (X.X)	: 1.5
TWO-PLACE (X.XX)	: 0.50
ANGLE	: 1°
THIRD ANGLE PROJECTION	

DO NOT SCALE DRAWING

TITLE:	WIRING INSTL-EXTERIOR LAMPS
SHEET 1 OF 2	PART NO 141853

FOR ELECTRICAL TORQUE SPECIFICATIONS SEE DWG NO. 128783-01-000

(X-X) FOR ELECTRICAL CALLOUTS SEE DWG NO. 121339-01-000

NOTES:
1 INSTALL WITH WIRES TOWARD ROOF.

LAMP-MARKER, BASE
133055-03-000 (5)
LAMP-MARKER, LENS, AMBER
133055-02-000 (5)
BULB
36196-01-000 (5)

WIRE ASM-CLEARANCE LAMPS
126486-03-000

WIRE ASM-BACKWALL, FL
132673-01-000
132673-03-000
WIN WDL
WIN WDL
ITA
ITA
146189-01-000
146189-02-000

LAMP-MARKER, BASE
133055-03-000 (5)
LAMP-MARKER, LENS, RED
133055-01-000 (5)
BULB
36196-01-000 (5)

LIGHT ASM-BRAKE, CENTER MOUNT
136917-01-000
SCREW
G39-06-16T (2)
(BLK/WHT TO YEL)
(BLK TO WHT)

LIGHT ASM-STOP/TURN/TAIL, RED
133054-03-000 (2)
SCREW
G11-08-12U (EXT) (4)

LIGHT ASM-TURN, AMBER
133054-04-000 (2)
SCREW
G11-08-12U (EXT) (4)

LIGHT ASM-BACKUP
106688-01-000 (2)
BULB
37934-01-000 (2)
SCREW
G39-08-16U (EXT) (4)

TAIL LAMP WIRING
(SEE DETAIL BA)

TO SIDEMARKER LAMP

TO SIDEMARKER LAMP

LAMP-LICENSE
87201-01-000
SCREW
G11-06-12U (EXT) (2)

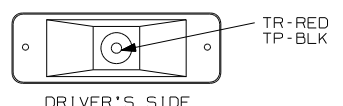
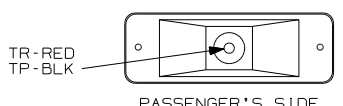
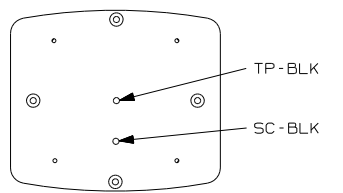
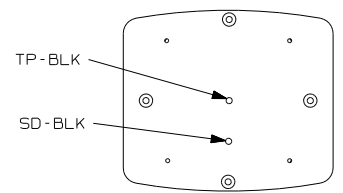
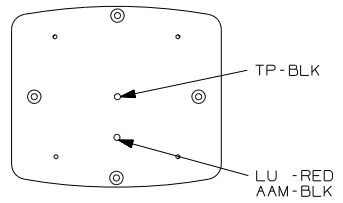
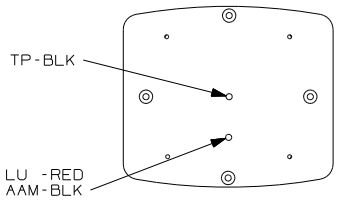
REFLECTOR-STICK ON-RED
106646-02-000 (2)

SCREW
101618-01-000 (EXT) (2)

LAMP ASM-DOCKING
139001-01-000 (2)
BULB
117806-01-000 (2)
NUT-PAL
139130-01-CHT (4)

7 PIN HOUSING
TO CHASSIS WIRING
OR
2 & 7 PIN HOUSINGS
TO CHASSIS WIRING

TRAILER CONNECTOR,
WIRING, AND FASTENERS
(CHASSIS SUPPLIED)



WDL WINNEBAGO DELUXE UPGRADE
WIN WINNEBAGO ONLY
ITA ITASCA ONLY
240 TRAILER HITCH

PASSENGER'S SIDE

DRIVER'S SIDE

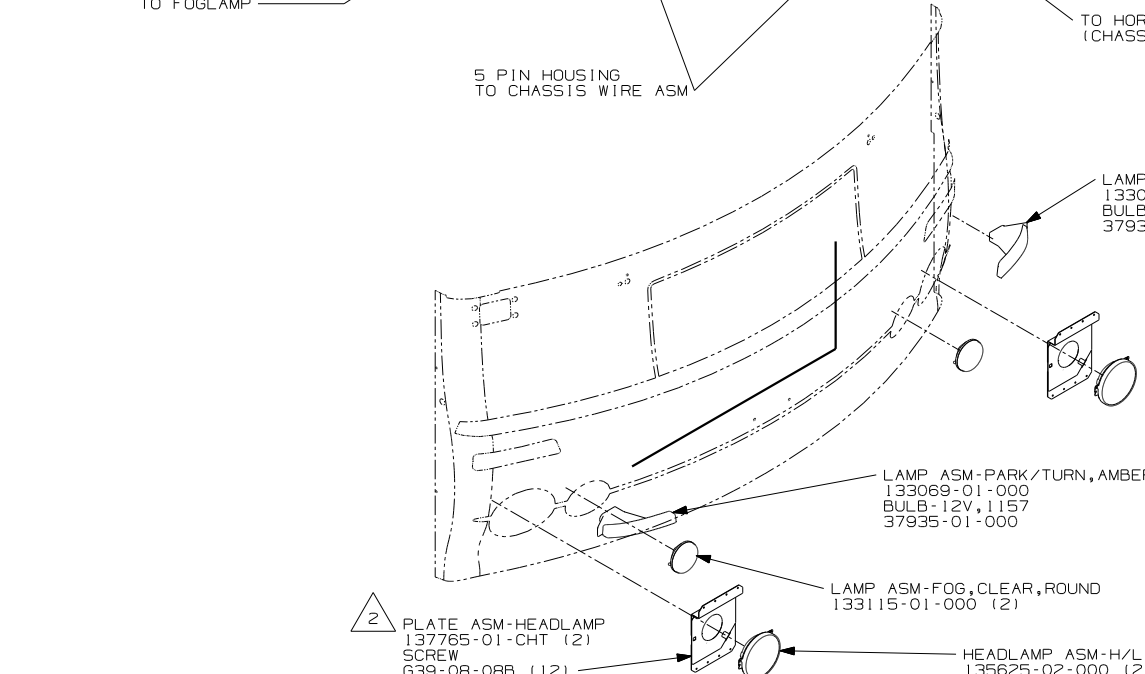
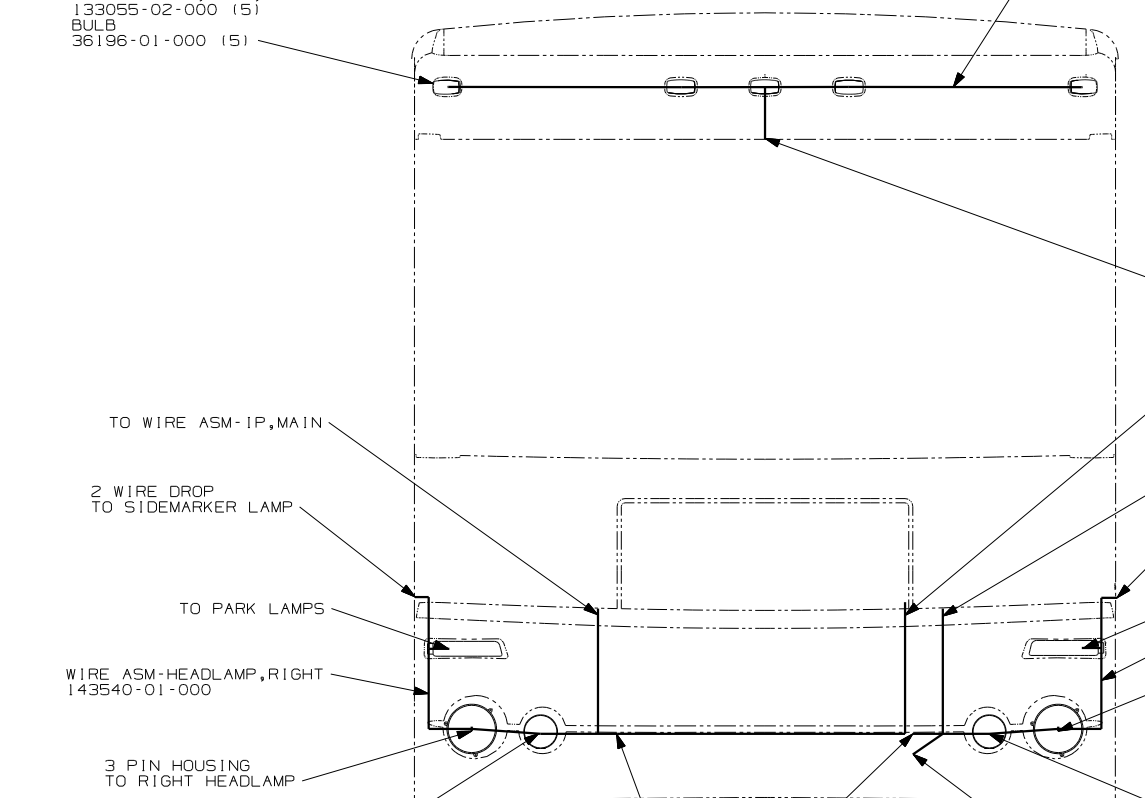
DETAIL BA
(SHOWN FROM REAR SIDE)

FOR ELECTRICAL
TORQUE
SPECIFICATIONS
SEE DWG NO.
128783-01-000

FOR ELECTRICAL
CALLOUTS
SEE DWG NO.
121339-01-000

FIRST USED	03 P-SERIES	
TITLE	DO NOT SCALE DRAWING	
WIRING INSTL-EXTERIOR LAMPS		
SHEET 2	2	PART NO 141853

- NOTES:
- 3 WITH FREIGHTLINER TOW POWER CHASSIS RLC JAN '03.
 - 2 LAMP TO BE ASSEMBLED TO PLATE ASM PRIOR TO ITS ATTACHMENT TO THE FRONT END.
 - 1 CONNECTOR-PLUG, TRAILER (146246-01-000) TO BE SUPPLIED IN COACH.



2 PIN HOUSING
TO WIRE ASM-IP, MAIN

2 PIN HOUSING
TO AIR VALVE

TO WIRE ASM-IP, MAIN

2 WIRE DROP
TO SIDEMARKER LAMP

TO PARK LAMPS

WIRE ASM-HEADLAMP, LEFT
132789-03-000

3 PIN HOUSING
TO LEFT HEADLAMP

(2) SPADE TERMINALS
TO FOG LAMP

TO HORN
(CHASSIS SUPPLIED)

TO WIRE ASM-IP, MAIN

2 WIRE DROP
TO SIDEMARKER LAMP

TO PARK LAMPS

WIRE ASM-HEADLAMP, RIGHT
143540-01-000

3 PIN HOUSING
TO RIGHT HEADLAMP

(2) SPADE TERMINALS
TO FOG LAMP

5 PIN HOUSING
TO CHASSIS WIRE ASM

LAMP ASM-PARK/TURN, AMBER, LH
133069-02-000
BULB-12V, 1157
37935-01-000

LAMP ASM-PARK/TURN, AMBER, RH
133069-01-000
BULB-12V, 1157
37935-01-000

LAMP ASM-FOG, CLEAR, ROUND
133115-01-000 (2)

HEADLAMP ASM-H/L, RD
135625-02-000 (2)
SPRING-HEADLIGHT RETAINER
049359-01-000 (2)
SCREW ASM-HEADLAMP ADJ
110750-01-000 (4)

PLATE ASM-HEADLAMP
137765-01-CHT (2)
SCREW
G39-08-08B (12)