



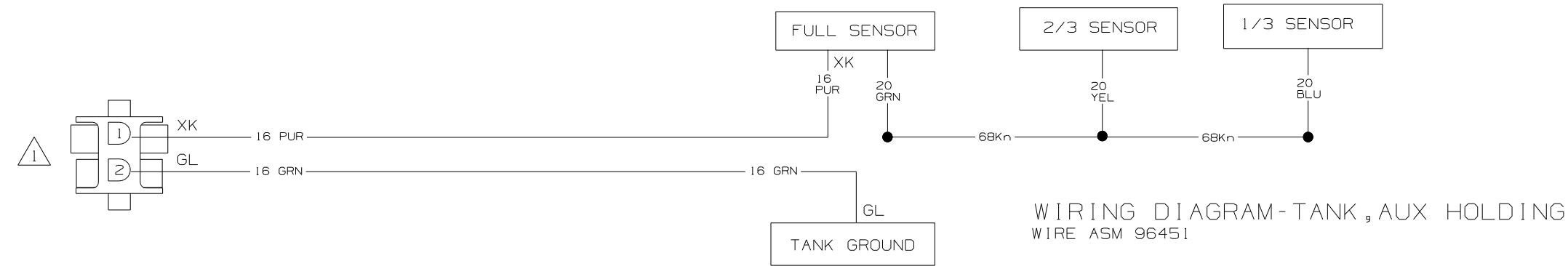
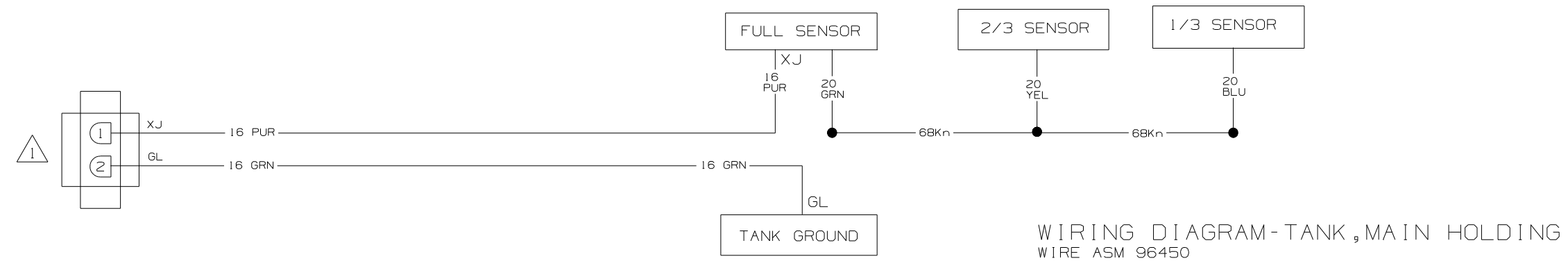
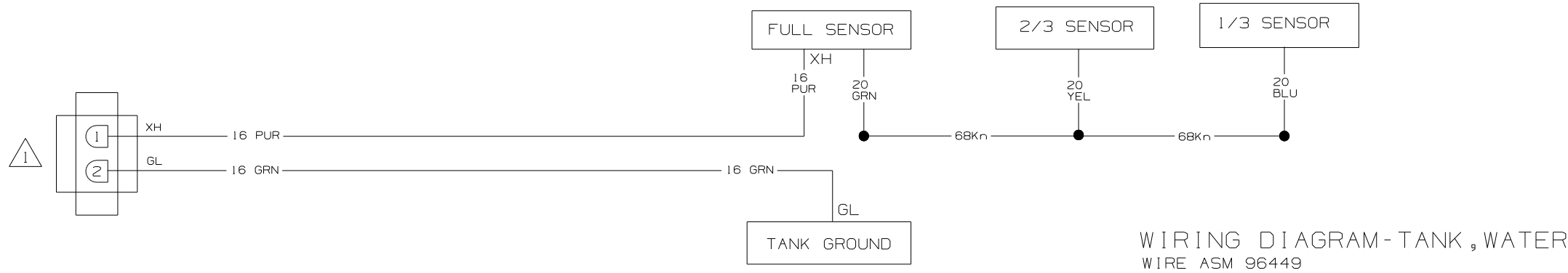
**DANGER**

**Danger of electrical shock, burns or death.** Always remove all power sources before attempting any repair, service or diagnostic work. Power can be present from shore power, generator, inverter or battery. All power sources must be disabled and secured before performing any service.



**CAUTION**

If you lack the skills, tools or equipment to perform diagnostic or repair work leave such work to an authorized Winnebago Industries dealer or other qualified shop.



NOTES:  
1. SEE WIRING DIAGRAM-BODY FOR ADDITIONAL INFORMATION.

|  |            |   |  |
|--|------------|---|--|
| <b>WINNEBAGO</b>                       |            | COPYRIGHT 2002<br>WINNEBAGO<br>INDUSTRIES, INC. |  |
| DFTR                                   | ORIG. DATE | ALL DIMENSIONS ARE<br>IN MILLIMETERS            |  |
| CHKR                                   |            | FIRST USED                                      |  |
| P.E.                                   |            | 03 SERIES                                       |  |
| M.E.                                   |            | UNSPECIFIED TOLERANCES ARE:                     |  |
| DSNR                                   |            | MATERIAL:                                       |  |
|  |            | WHOLE DIM (X) :                                 |  |
|  |            | ONE-PLACE (X.X) :                               |  |
|  |            | TWO-PLACE (X.XX) :                              |  |
|  |            | ANGLE :   |  |
| THIRD ANGLE<br>PROJECTION              |            |   |  |
| DO NOT SCALE DRAWING                   |            |   |  |
| TITLE:<br>WIRING DIAGRAM-HOLDING TANKS |            |   |  |
| SHEET 1 OF 1                           | PART NO    | 110664  |  |
| REF :                                  |            | 1 02/28/03                                      |  |