



**DANGER**

**Danger of electrical shock, burns or death.** Always remove all power sources before attempting any repair, service or diagnostic work. Power can be present from shore power, generator, inverter or battery. All power sources must be disabled and secured before performing any service.

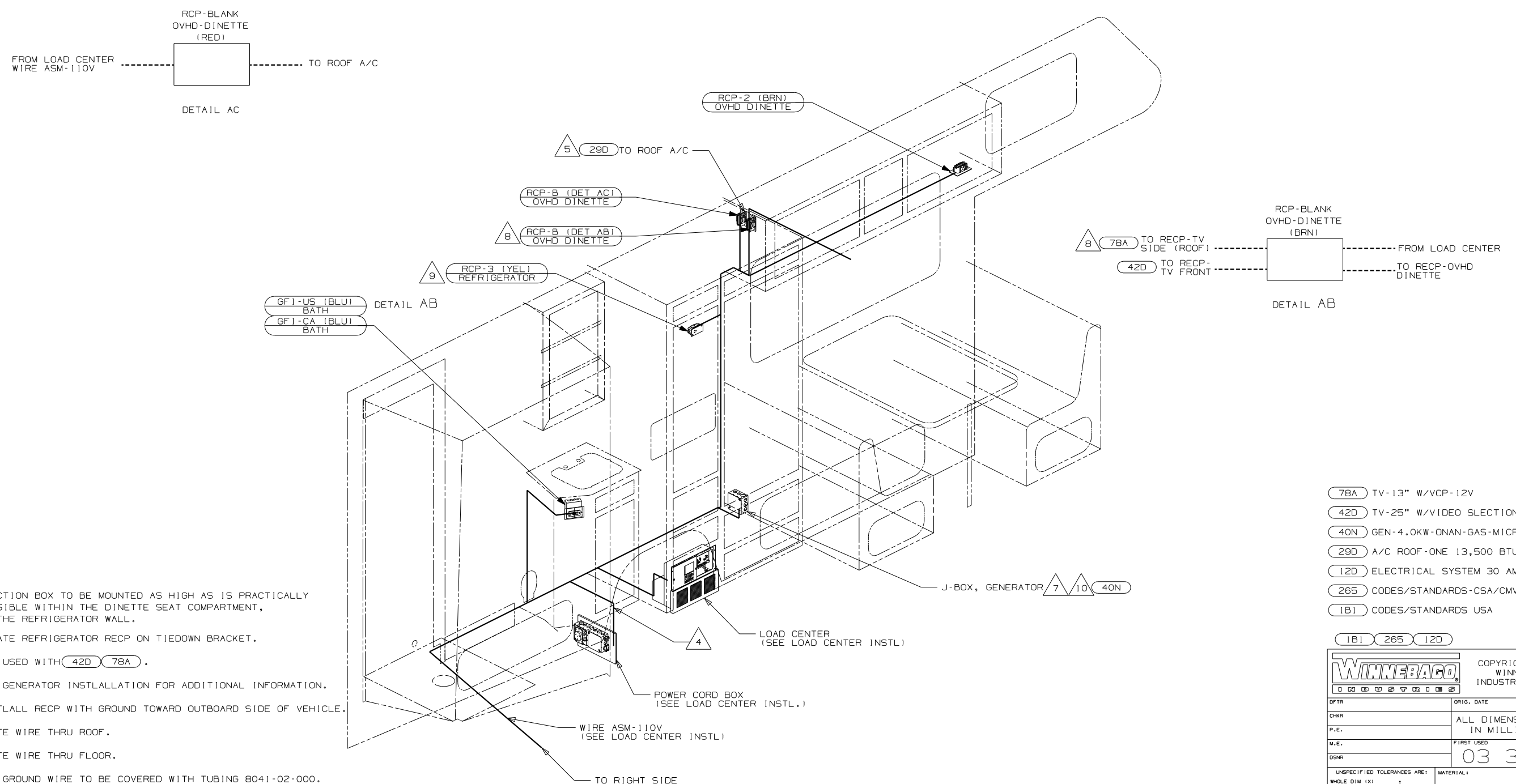


**CAUTION**

If you lack the skills, tools or equipment to perform diagnostic or repair work leave such work to an authorized Winnebago Industries dealer or other qualified shop.

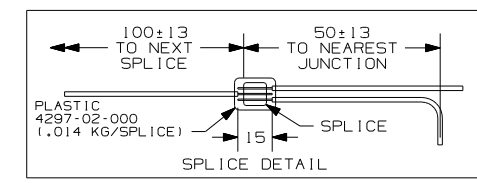
DRAWING NO.	FEATURE
142927-01	-----
142927-11	(1B1) (12D)
142927-15	(265) (12D)

RELEASE	REV DATE	DWG NO	142927
REV ZONE	REVISION RECORD	DATE	DFTR-0R16



- NOTES:
- ALL WIRES TO BE SECURED WITH CLAMP 10495-01-000 OR CLIP 80734-01-000 EVERY 600MM. USE SCREW G67-10-12B UNLESS OTHERWISE SPECIFIED.
  - ALL 110V WIRE TO BE CLAMPED WITH CLAMP 10497-05-000 WITHIN 200 OF OUTLET BOXES, USE SCREW G67-10-12B.
  - ALL GROUND WIRE TO BE COVERED WITH TUBING 8041-02-000.
- ROUTE WIRE THRU FLOOR.
  - ROUTE WIRE THRU ROOF.
  - INSTALL RECP WITH GROUND TOWARD OUTBOARD SIDE OF VEHICLE.
  - NOT USED WITH (42D) (78A).
  - LOCATE REFRIGERATOR RECP ON TIEDOWN BRACKET.
  - JUNCTION BOX TO BE MOUNTED AS HIGH AS IS PRACTICALLY POSSIBLE WITHIN THE DINETTE SEAT COMPARTMENT, ON THE REFRIGERATOR WALL.

FOR ELECTRICAL CALLOUTS SEE DWG NO. 121339-01-000



- (78A) TV-13" W/VCP-12V
- (42D) TV-25" W/VIDEO SELECTION SYS
- (40N) GEN-4.0KW-ONAN-GAS-MICROLITE
- (29D) A/C ROOF-ONE 13,500 BTU
- (12D) ELECTRICAL SYSTEM 30 AMP
- (265) CODES/STANDARDS-CSA/CMVSS
- (1B1) CODES/STANDARDS USA

WINNEBAGO INDUSTRIES, INC. COPYRIGHT 2002

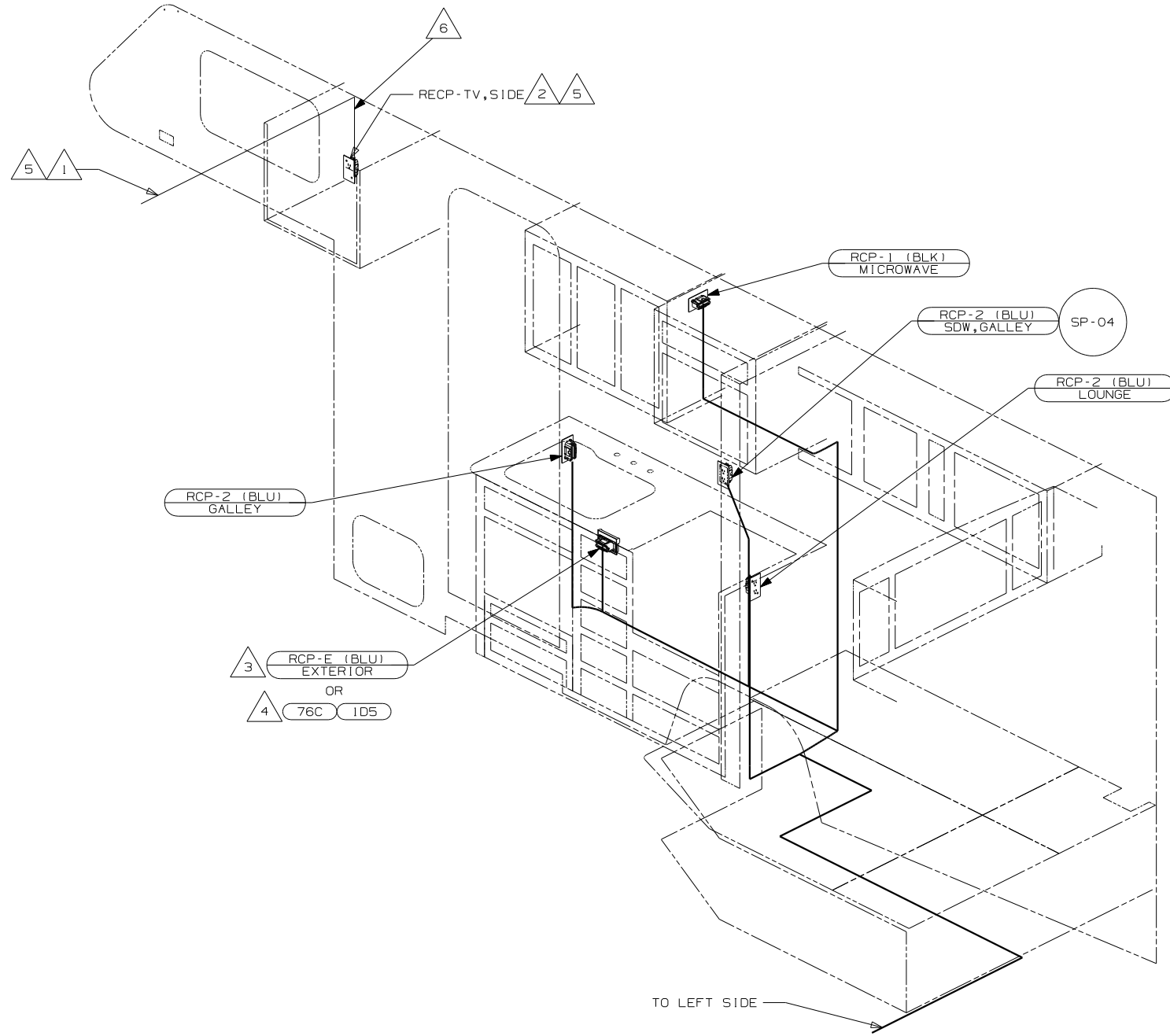
DFTR	ORIG. DATE
CHKR	ALL DIMENSIONS ARE IN MILLIMETERS
P.E.	
M.E.	FIRST USED
DSNR	03 324V
UNSPECIFIED TOLERANCES ARE:	MATERIAL:
WHOLE DIM (X)	:
ONE-PLACE (X.X)	:
TWO-PLACE (X.XX)	:
ANGLE	:
THIRD ANGLE PROJECTION	

DO NOT SCALE DRAWING

TITLE: WIRING INSTL-BODY, 110V

SHEET 1 OF 2 PART NO 142927

REF: 1 03/24/03



- 6 COVER DROP WITH CONVOLUTE
- 5 NOT USED WITH 42D 78A .
- 4 SEE ENTERTAINMENT CENTER COMPL FOR ADDITIONAL INFORMATION.
- 3 NOT USED WITH 76C OR 1D5 .
- 2 SEE WIRING INSTL-SIDE TV FOR ADDITIONAL INFORMATION.
- 1 WIRE ROUTED IN ROOF.

NOTES:

- 78A TV-13" W/VCP-12V
- 76C ENTERTAINMENT CTR/EXT CASSETTE
- 42D TV-25" W/VIDEO SELECTION SYS
- 1D5 ENTERTAINMENT CENTR/EXT W/CD
- 265 CODES/STANDARDS-CSA/CMVSS
- 1B1 CODES/STANDARDS USA

1B1 265 12D 49X

FIRST USED	03 324V
DO NOT SCALE DRAWING	
TITLE:	WIRING INSTL-BODY, 110V
SHEET 2	PART NO 142927