



DANGER

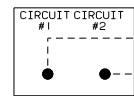
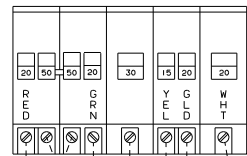
Danger of electrical shock, burns or death. Always remove all power sources before attempting any repair, service or diagnostic work. Power can be present from shore power, generator, inverter or battery. All power sources must be disabled and secured before performing any service.



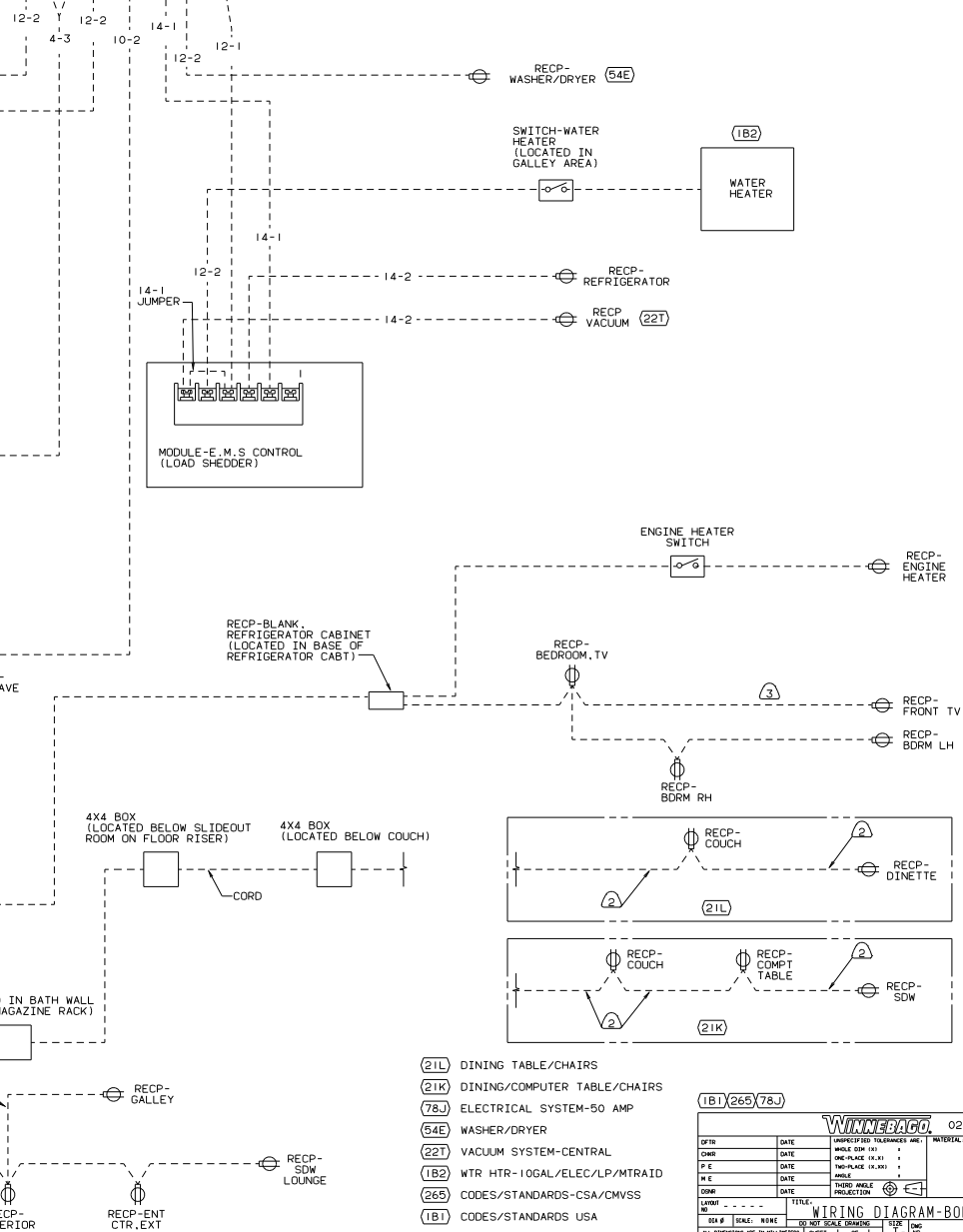
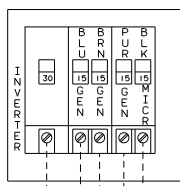
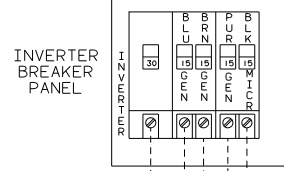
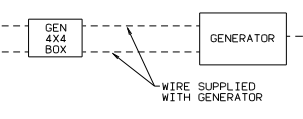
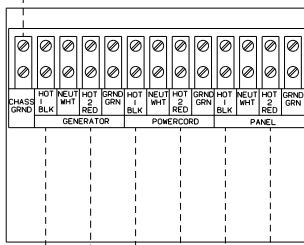
CAUTION

If you lack the skills, tools or equipment to perform diagnostic or repair work leave such work to an authorized Winnebago Industries dealer or other qualified shop.

LOAD CENTER



CENTRAL AIR UNIT (LOCATED IN RIGHT REAR COMPARTMENT BELOW FLOOR)



- ⑤ WIRE ROUTED THROUGH FLOOR.
- ④ THIS WIRE IS 6-3 WITH LP GENERATOR.
- ③ WIRE ROUTED IN ROOF.
- ② WIRE ROUTED IN SIDEWALL.
- ① ALL OUTLETS DOWN STREAM AND INCLUDING THIS OUTLET ARE GROUND FAULT INTERRUPT PROTECTED.

- (21L) DINING TABLE/CHAIRS
- (21K) DINING/COMPUTER TABLE/CHAIRS
- (78J) ELECTRICAL SYSTEM-50 AMP
- (54E) WASHER/DRYER
- (221) VACUUM SYSTEM-CENTRAL
- (1B2) WTR HTR-10GAL/ELEC/LP/MTR/DAID
- (265) CODES/STANDARDS-CSA/CMVSS
- (1B1) CODES/STANDARDS-USA

(1B1)(265)(78J)

DATE		UNSPECIFIED TOLERANCES ARE:	02 036C	
DATE	DATE	UNLESS SHOWN OTHERWISE		
DATE	DATE	UNLESS SHOWN OTHERWISE		
DATE	DATE	UNLESS SHOWN OTHERWISE		
DATE	DATE	UNLESS SHOWN OTHERWISE		
DATE	DATE	UNLESS SHOWN OTHERWISE		
DATE	DATE	UNLESS SHOWN OTHERWISE		
DATE	DATE	UNLESS SHOWN OTHERWISE		
DATE	DATE	UNLESS SHOWN OTHERWISE		
DATE	DATE	UNLESS SHOWN OTHERWISE		

WIRING DIAGRAM-BODY_110V

REF: 135194 A | PAGE 36