



DANGER

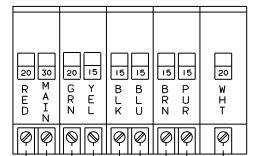
Danger of electrical shock, burns or death. Always remove all power sources before attempting any repair, service or diagnostic work. Power can be present from shore power, generator, inverter or battery. All power sources must be disabled and secured before performing any service.



CAUTION

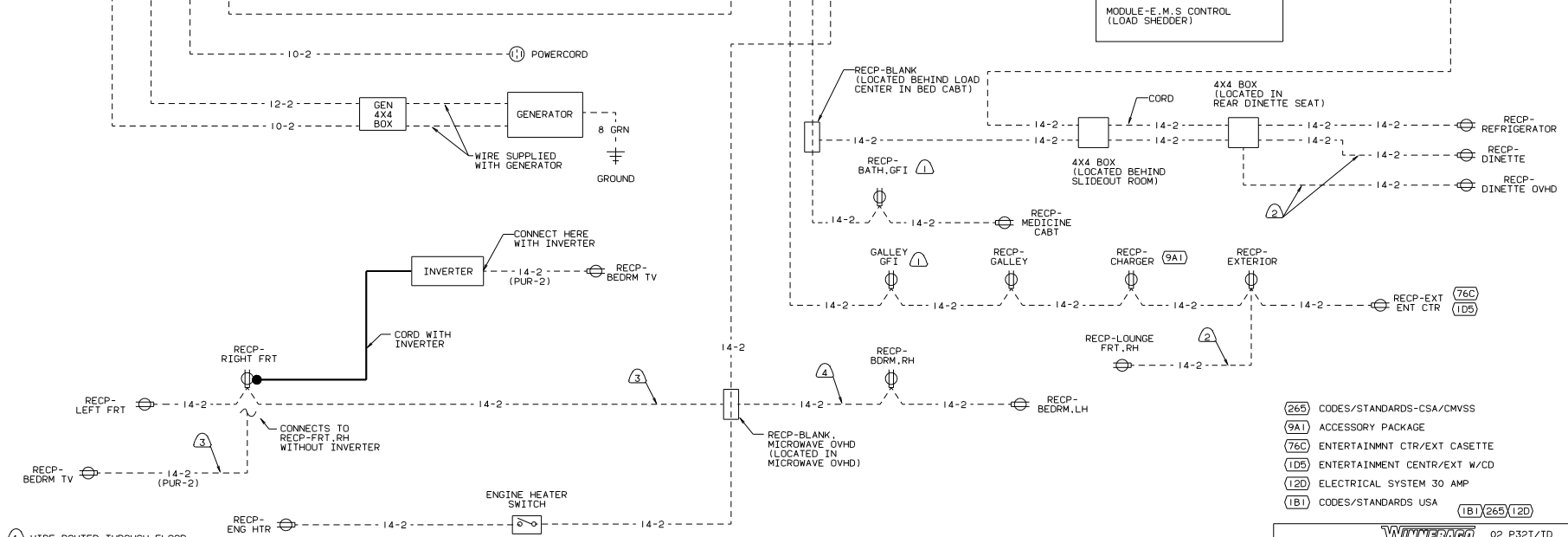
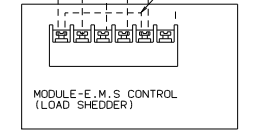
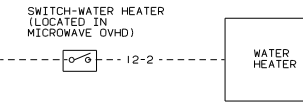
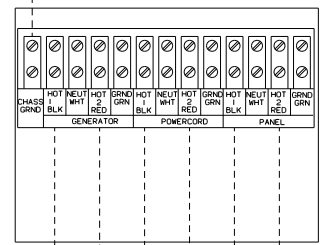
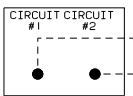
If you lack the skills, tools or equipment to perform diagnostic or repair work leave such work to an authorized Winnebago Industries dealer or other qualified shop.

LOAD CENTER



12-2 12-2 14-2 14-2 12-1
 10-2 14-2 14-2 14-2 12-1

CENTRAL AIR UNIT
 (LOCATED IN RIGHT REAR COMPARTMENT BELOW FLOOR)



- ④ WIRE ROUTED THROUGH FLOOR.
- ③ WIRE ROUTED IN ROOF.
- ② WIRE ROUTED IN SIDEWALL.
- ① ALL OUTLETS DOWN STREAM AND INCLUDING THIS OUTLET ARE GROUND FAULT INTERRUPT PROTECTED.

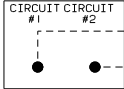
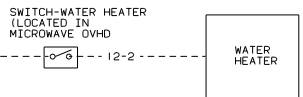
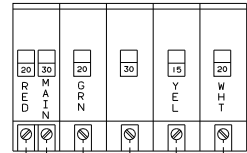
- (265) CODES/STANDARDS-CSA/CMVSS
- (9A1) ACCESSORY PACKAGE
- (76C) ENTERTAINMENT CTR/EXT CASSETTE
- (1D5) ENTERTAINMENT CENTR/EXT W/CD
- (12D) ELECTRICAL SYSTEM 30 AMP
- (1B1) CODES/STANDARDS USA
- (1B1)(265)(12D)

WINNEBAGO 02 P32T/1D

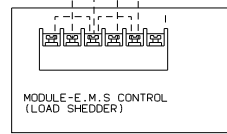
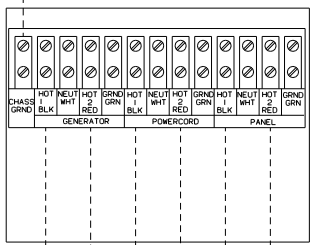
DATE	UNDESIGNED TOLERANCE ARE	MATERIAL
DATE	MADE SH-111	
DATE	ONE-PLACE 14.11	
DATE	TWO-PLACE 14.11	
DATE	THREE-PLACE 14.11	
DATE	THREE-ANGLE	
DATE	INDUCTOR	

LABOR NO: _____ TITLE: _____
 WIRING DIAGRAM-BODY, L110V
 SHEET 1 OF 4
 REF: 136853-C | PAGE 33

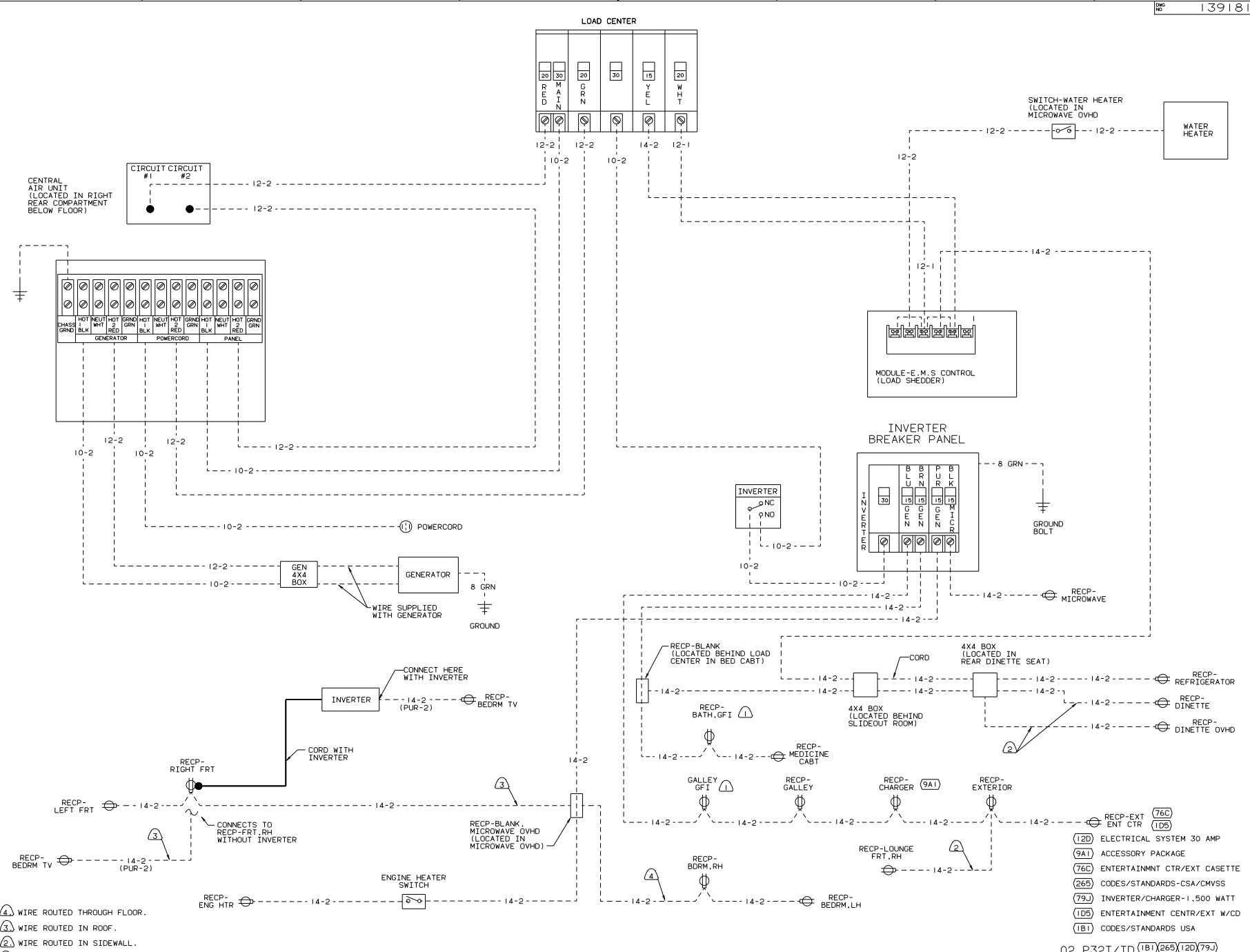
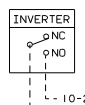
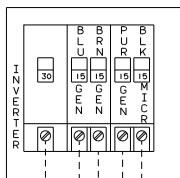
LOAD CENTER



CENTRAL AIR UNIT
(LOCATED IN RIGHT REAR COMPARTMENT BELOW FLOOR)



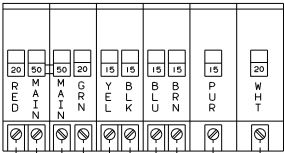
INVERTER BREAKER PANEL



- NOTES:
- ④ WIRE ROUTED THROUGH FLOOR.
 - ③ WIRE ROUTED IN ROOF.
 - ② WIRE ROUTED IN SIDEWALL.
 - ① ALL OUTLETS DOWN STREAM AND INCLUDING THIS OUTLET ARE GROUND FAULT INTERRUPT PROTECTED.

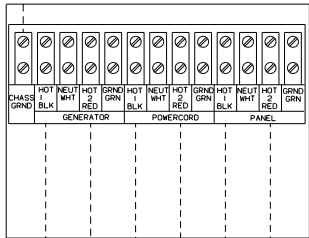
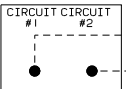
- (120) ELECTRICAL SYSTEM 30 AMP
- (9A1) ACCESSORY PACKAGE
- (76C) ENTERTAINMENT CTR/EXT CASSETTE
- (265) CODES/STANDARDS-CSA/CMVSS
- (79J) INVERTER/CHARGER-1,500 WATT
- (105) ENTERTAINMENT CENTR/EXT W/CD
- (1B1) CODES/STANDARDS USA

LOAD CENTER

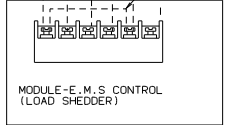


12-2 12-2 14-2 14-2 14-2 14-2 12-2

CENTRAL AIR UNIT
(LOCATED IN RIGHT REAR COMPARTMENT BELOW FLOOR)

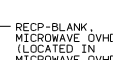
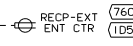
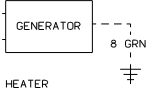
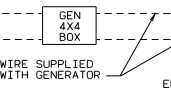


SWITCH-WATER HEATER
(LOCATED IN MICROWAVE OVHD)



RECP MICROWAVE

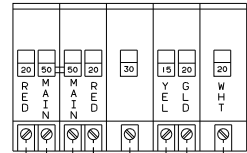
POWERCORD



- NOTES:
- ⑤ 6-3 WITH 6500 WATT GENERATOR AND 4-3 WITH 7500 WATT GENERATOR.
 - ④ WIRE ROUTED THROUGH FLOOR.
 - ③ WIRE ROUTED IN ROOF.
 - ② WIRE ROUTED IN SIDEWALL.
 - ① ALL OUTLETS DOWN STREAM AND INCLUDING THIS OUTLET ARE GROUND FAULT INTERRUPT PROTECTED.

- ⑨A1 ACCESSORY PACKAGE
- ⑦6C ENTERTAINMENT CTR/EXT CASSETTE
- ⑦8J ELECTRICAL SYSTEM-50 AMP
- ②65 CODES/STANDARDS-CSA/CMVSS
- ②69 ENTERTAINMENT CENTR/EXT W/CD
- ②B1 CODES/STANDARDS USA

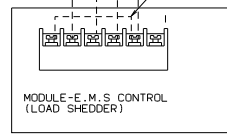
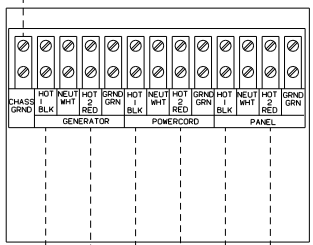
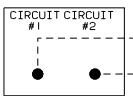
LOAD CENTER



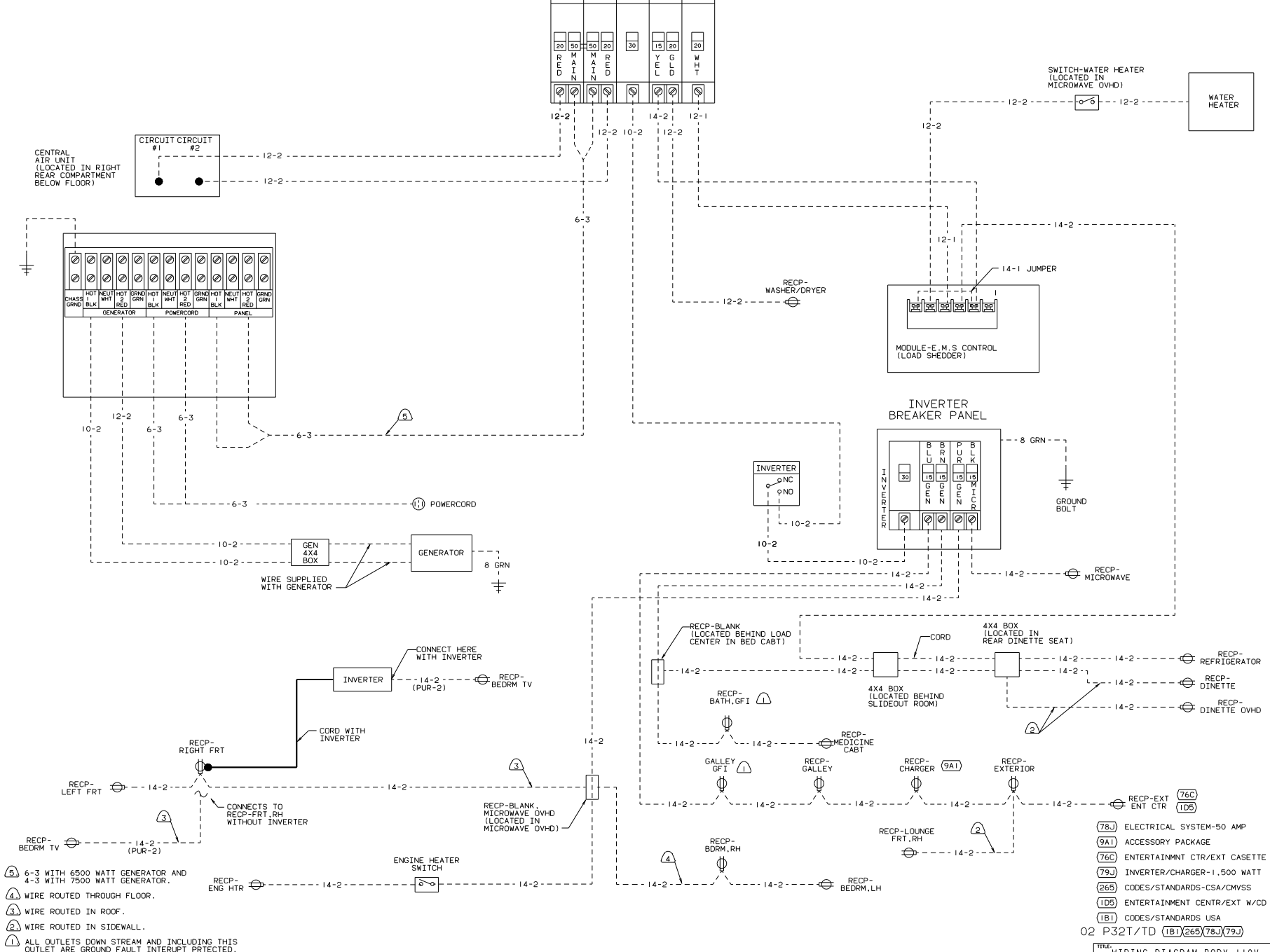
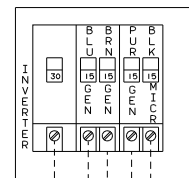
SWITCH-WATER HEATER
(LOCATED IN MICROWAVE OVHD)



CENTRAL AIR UNIT
(LOCATED IN RIGHT REAR COMPARTMENT BELOW FLOOR)



INVERTER BREAKER PANEL



- ⑤ 6-3 WITH 6500 WATT GENERATOR AND 4-3 WITH 7500 WATT GENERATOR.
- ④ WIRE ROUTED THROUGH FLOOR.
- ③ WIRE ROUTED IN ROOF.
- ② WIRE ROUTED IN SIDEWALL.
- ① ALL OUTLETS DOWN STREAM AND INCLUDING THIS OUTLET ARE GROUND FAULT INTERRUPT PROTECTED.

- (78J) ELECTRICAL SYSTEM-50 AMP
- (9A1) ACCESSORY PACKAGE
- (76C) ENTERTAINMENT CTR/EXT CASSETTE
- (79J) INVERTER/CHARGER-1,500 WATT
- (265) CODES/STANDARDS-CSA/CMVSS
- (1D5) ENTERTAINMENT CENTR/EXT W/CD
- (1B1) CODES/STANDARDS USA