



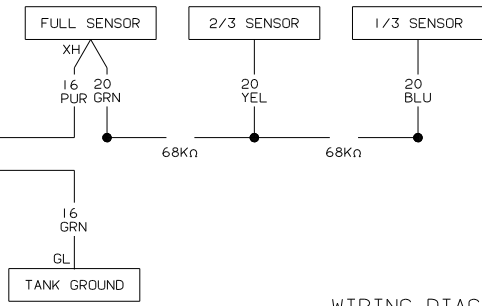
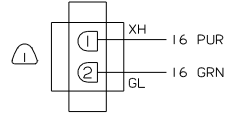
DANGER

Danger of electrical shock, burns or death. Always remove all power sources before attempting any repair, service or diagnostic work. Power can be present from shore power, generator, inverter or battery. All power sources must be disabled and secured before performing any service.

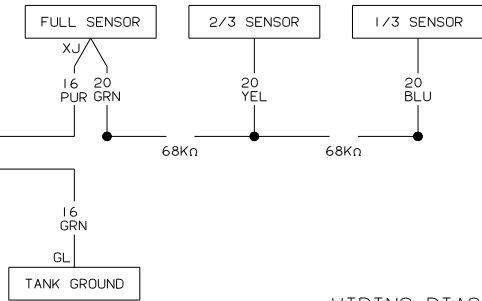
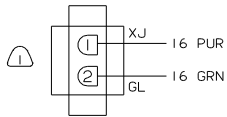


CAUTION

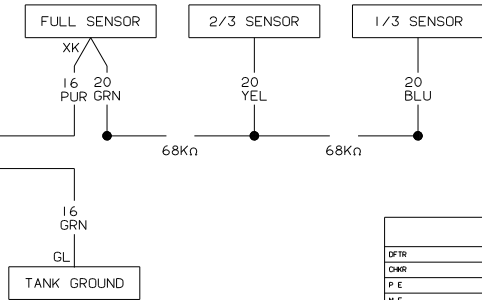
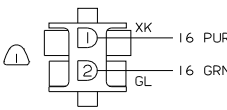
If you lack the skills, tools or equipment to perform diagnostic or repair work leave such work to an authorized Winnebago Industries dealer or other qualified shop.



WIRING DIAGRAM-TANK, WATER
(WIRE ASM 96449)



WIRING DIAGRAM-TANK, MAIN HOLDING
(WIRE ASM 96450)



WIRING DIAGRAM-TANK, AUX HOLDING
(WIRE ASM 96451)

WINNEBAGO 93 MOTORHOMES

DPTR	DATE	UNSPECIFIED TOLERANCES ARE:	MATERIAL:
CHR	DATE	WHOLE DIM (XX)	*
P E	DATE	ONE-PLACE (X.XX)	*
M E	DATE	TWO-PLACE (X.XXX)	*
QMR	DATE	ANGLE	*
	DATE	THIRD ANGLE PROJECTION	

LAYOUT NO. _____ TITLE: **WIRING DIAGRAM-HOLDING TANKS**

DIA # SCALE: NONE DO NOT SCALE DRAWING SHEET 1 OF 1 SIZE: 110664

ALL DIMENSIONS ARE IN MILLIMETERS

NOTES: SEE WIRING DIAGRAM-BODY FOR ADDITIONAL INFORMATION.