



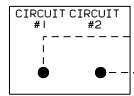
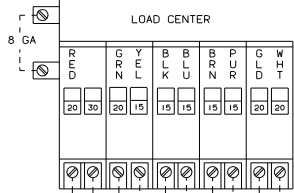
DANGER

Danger of electrical shock, burns or death. Always remove all power sources before attempting any repair, service or diagnostic work. Power can be present from shore power, generator, inverter or battery. All power sources must be disabled and secured before performing any service.



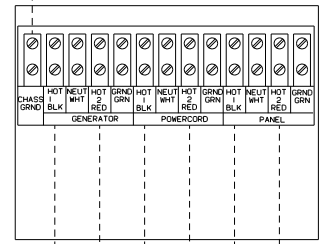
CAUTION

If you lack the skills, tools or equipment to perform diagnostic or repair work leave such work to an authorized Winnebago Industries dealer or other qualified shop.

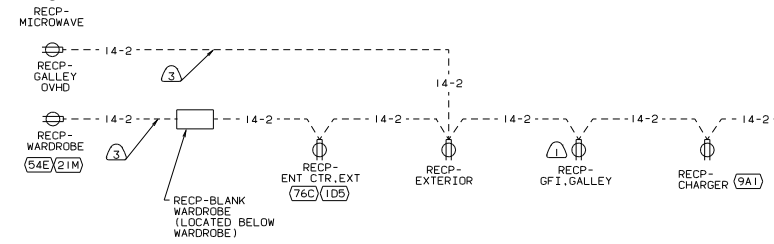


CENTRAL AIR UNIT
 (LOCATED IN RIGHT REAR COMPARTMENT BELOW FLOOR)

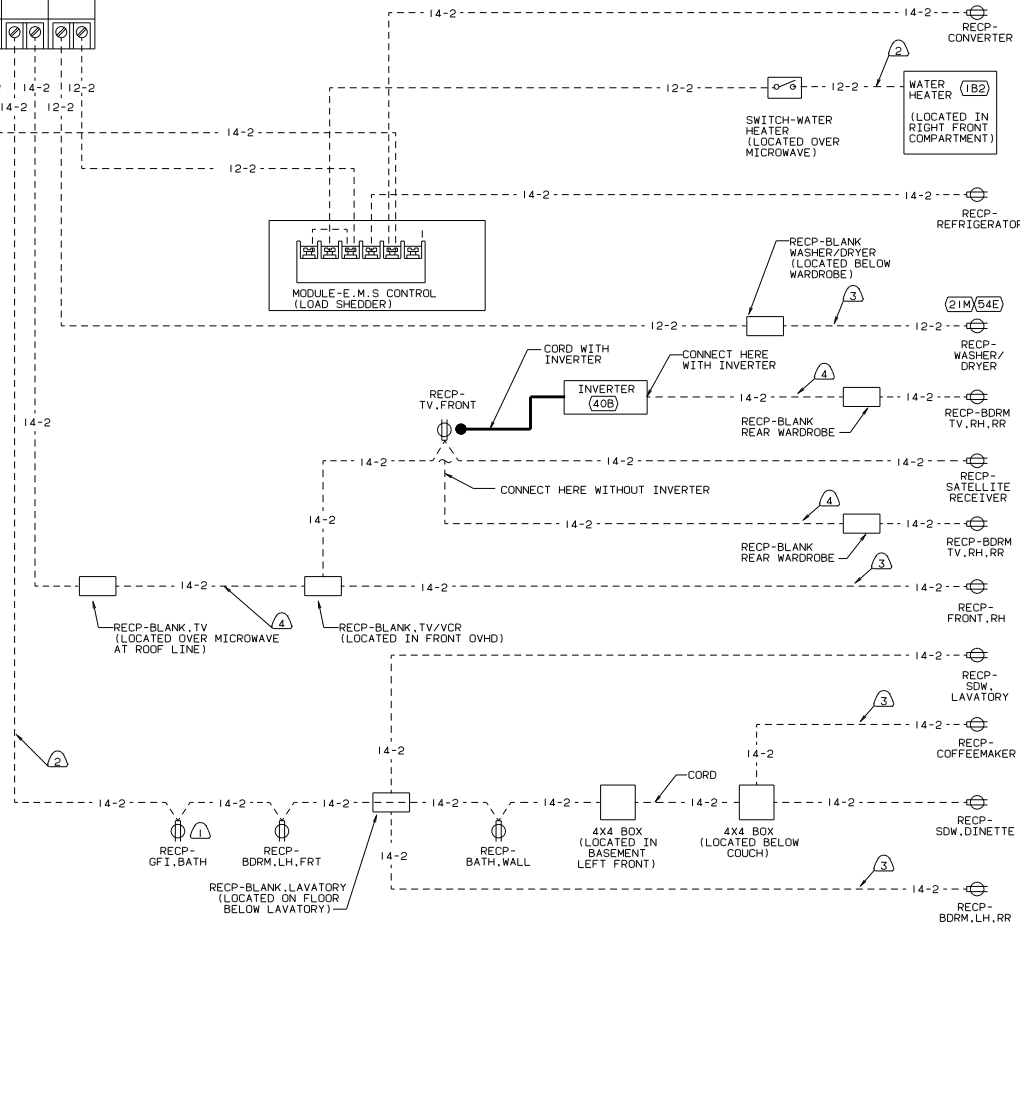
AUTOMATIC TRANSFER SWITCH



WIRE SUPPLIED WITH GENERATOR



- ④ WIRE IN ROOF
- ③ WIRE IN SIDEWALL
- ② WIRE BELOW FLOOR
- ① ALL OUTLETS DOWN STREAM AND INCLUDING THIS OUTLET ARE GROUND FAULT INTERRUPT PROTECTED.



- ①20 ELECTRICAL SYSTEM 30 AMP
- ⑤4E WASHER/DRYER
- ②1M WASHER/DRYER PREP
- ⑨A1 ACCESSORY PACKAGE
- ⑦6C ENTERTAINMENT CTR/EXT CASSETTE
- ①D5 ENTERTAINMENT CTR/EXT W/CD
- ①B2 WTR HTR-10GAL/ELEC/LP/MTRAIID
- ④0B INVERTER-DC/AC, 300 WATT
- ②65 CODES/STANDARDS-CSA/CMVSS
- ①B1 CODES/STANDARDS USA

WINNERACO 02 G376

DATE	DATE	UNSPECIFIED TOLERANCES ARE:	MATERIAL
DATE	DATE	UNLESS OTHERWISE SPECIFIED	
DATE	DATE	UNLESS OTHERWISE SPECIFIED	
DATE	DATE	UNLESS OTHERWISE SPECIFIED	
DATE	DATE	UNLESS OTHERWISE SPECIFIED	
DATE	DATE	UNLESS OTHERWISE SPECIFIED	
DATE	DATE	UNLESS OTHERWISE SPECIFIED	
DATE	DATE	UNLESS OTHERWISE SPECIFIED	
DATE	DATE	UNLESS OTHERWISE SPECIFIED	
DATE	DATE	UNLESS OTHERWISE SPECIFIED	

WIRING DIAGRAM-BODY, 110V

13821A

REF: 135041 | PAGE 127

