



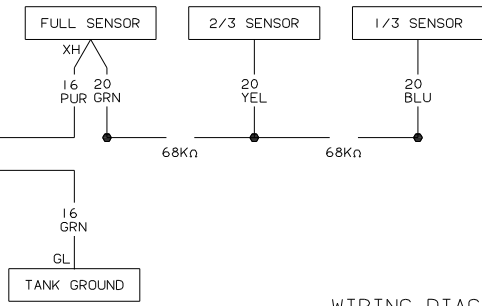
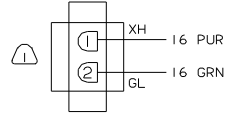
**DANGER**

**Danger of electrical shock, burns or death.** Always remove all power sources before attempting any repair, service or diagnostic work. Power can be present from shore power, generator, inverter or battery. All power sources must be disabled and secured before performing any service.

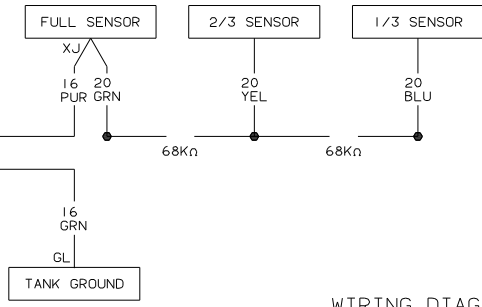
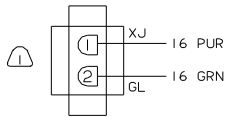


**CAUTION**

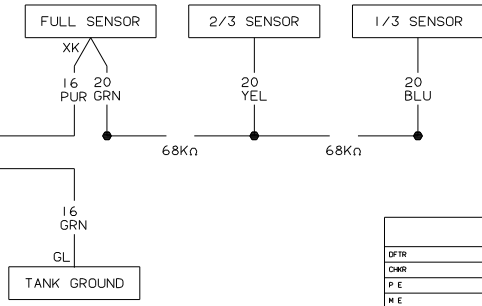
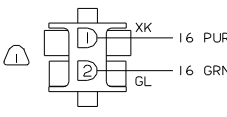
If you lack the skills, tools or equipment to perform diagnostic or repair work leave such work to an authorized Winnebago Industries dealer or other qualified shop.



WIRING DIAGRAM-TANK, WATER  
(WIRE ASM 96449)



WIRING DIAGRAM-TANK, MAIN HOLDING  
(WIRE ASM 96450)



WIRING DIAGRAM-TANK, AUX HOLDING  
(WIRE ASM 96451)

**WINNEBAGO** 93 MOTORHOMES

DFTR	DATE	UNSPECIFIED TOLERANCES ARE:	MATERIAL:
CHR	DATE	WHOLE DIM (XX)	
P E	DATE	ONE-PLACE (X.XX)	
M E	DATE	TWO-PLACE (X.XXX)	
QWR	DATE	ANGLE	
	DATE	THIRD ANGLE PROJECTION	

LAYOUT NO. \_\_\_\_\_ TITLE: **WIRING DIAGRAM-HOLDING TANKS**

DIA # SCALE: NONE DO NOT SCALE DRAWING SIZE: QWG 110664

ALL DIMENSIONS ARE IN MILLIMETERS SHEET 1 OF 1 I.D. NO.

NOTES: (1) SEE WIRING DIAGRAM-BODY FOR ADDITIONAL INFORMATION.