



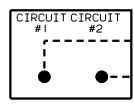
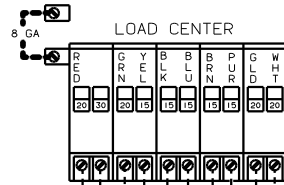
**DANGER**

**Danger of electrical shock, burns or death.** Always remove all power sources before attempting any repair, service or diagnostic work. Power can be present from shore power, generator, inverter or battery. All power sources must be disabled and secured before performing any service.



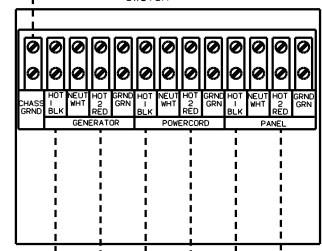
**CAUTION**

If you lack the skills, tools or equipment to perform diagnostic or repair work leave such work to an authorized Winnebago Industries dealer or other qualified shop.



CENTRAL AIR UNIT (LOCATED IN RIGHT REAR COMPARTMENT BELOW FLOOR)

AUTOMATIC TRANSFER SWITCH

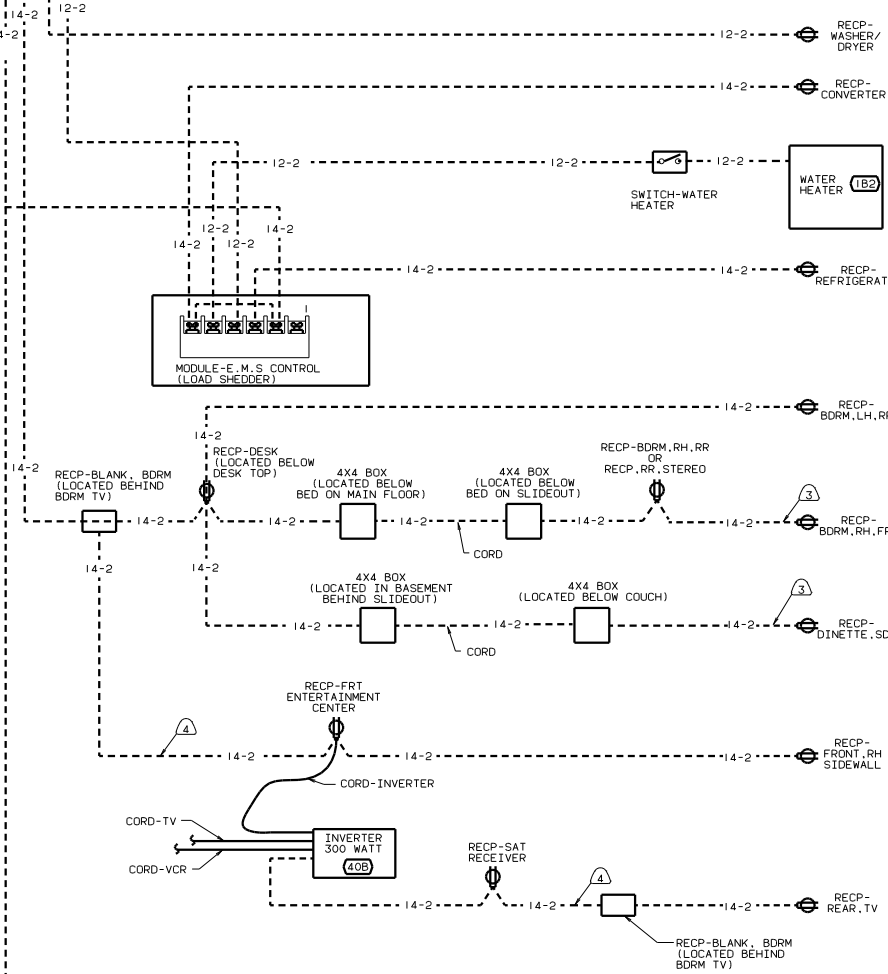
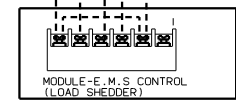
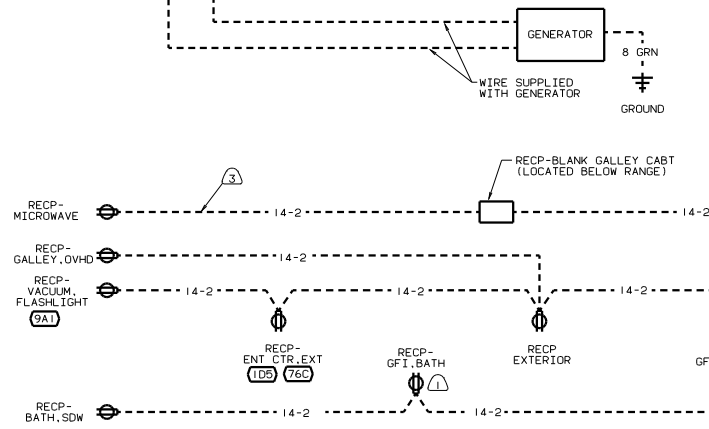


8 GRN GROUND

2

4

3



- 4 WIRE IN ROOF
- 3 WIRE IN SIDEWALL
- 2 WIRE BELOW FLOOR
- 1 ALL OUTLETS DOWN STREAM AND INCLUDING THIS OUTLET ARE GROUND FAULT INTERRUPT PROTECTED.

- 120 ELECTRICAL SYSTEM 30 AMP
- 265 CODES/STANDARDS-CSA/CMVSS
- 101 CODES/STANDARDS-USA
- 9A1 ACCESSORY PACKAGE
- 40B INVERTER-DC/AC, 300 WATT
- 1E3 ENERGY MANAGEMENT SYSTEM
- 76C ENTERTAINMENT CTR/EXT CASSETTE
- 1D5 ENTERTAINMENT CTR/EXT W/CD
- 1B2 WTR HTR-10GAL/ELEC/LP/MTR/ID

WINNEBAGO O1 L36W

DATE	UNDESIGNED	TOLERANCES ARE:	INTEGRAL
DATE	WHOLE OR 1/16"		
DATE	ONE-PLACE (1/32)"		
DATE	TWO-PLACE (1/32)"		
DATE	MIXED		
DATE	INDIC. WHOLE		
DATE	INDIC. FRACTIONS		

WIRING DIAGRAM-BODY 110V

SHEET 1 OF 2

