



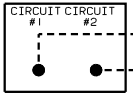
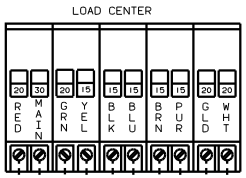
DANGER

Danger of electrical shock, burns or death. Always remove all power sources before attempting any repair, service or diagnostic work. Power can be present from shore power, generator, inverter or battery. All power sources must be disabled and secured before performing any service.

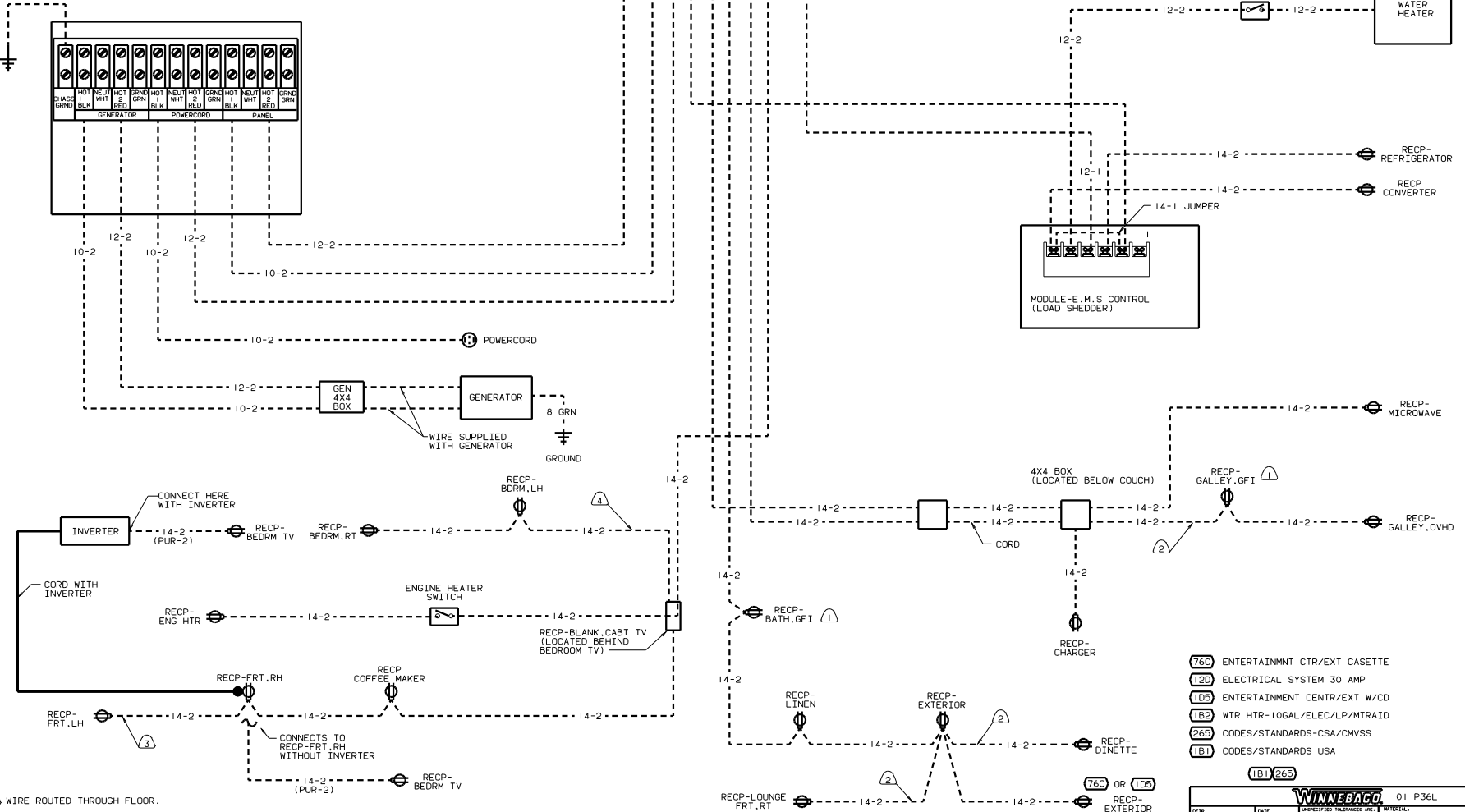
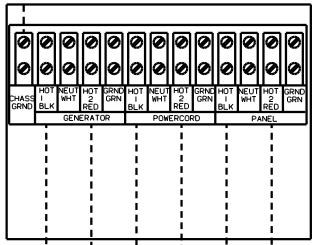


CAUTION

If you lack the skills, tools or equipment to perform diagnostic or repair work leave such work to an authorized Winnebago Industries dealer or other qualified shop.



CENTRAL AIR UNIT (LOCATED IN RIGHT REAR COMPARTMENT BELOW FLOOR)



- 760 ENTERTAINMENT CTR/EXT CASSETTE
- 120 ELECTRICAL SYSTEM 30 AMP
- 105 ENTERTAINMENT CENTR/EXT W/CD
- 182 WTR HTR-10GAL/ELEC/LP/MTR/DAID
- 265 CODES/STANDARDS-CSA/CMVSS
- 181 CODES/STANDARDS USA

- ④ WIRE ROUTED THROUGH FLOOR.
- ③ WIRE ROUTED IN ROOF.
- ② WIRE ROUTED IN SIDEWALL.
- ① ALL OUTLETS DOWN STREAM AND INCLUDING THIS OUTLET ARE GROUND FAULT INTERRUPT PROTECTED.

181 265

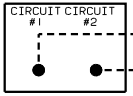
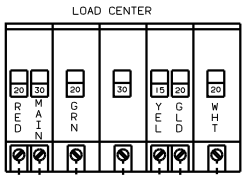
WINNEBAGO O1 P36L

DATE	UNDESIGNED TOLERANCES ARE:	MATERIAL
DATE	WHOLE OR 1/16"	
DATE	ONE-PLACE (1/32)"	
DATE	TWO-PLACE (1/64)"	
DATE	THREE-PLACE (1/128)"	
DATE	FOUR-PLACE (1/256)"	
DATE	INDUS. WAGLE PRODUCTION	

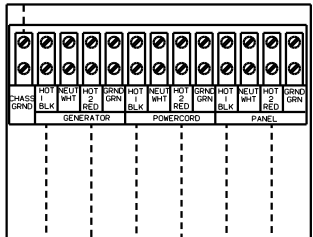
WIRING DIAGRAM-BODY 110V

SHEET 1 OF 4

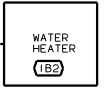
135425



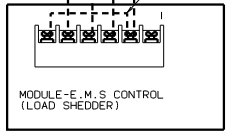
CENTRAL AIR UNIT (LOCATED IN RIGHT REAR COMPARTMENT BELOW FLOOR)



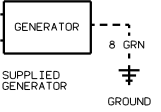
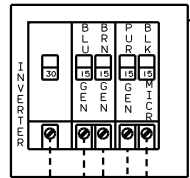
SWITCH-WATER HEATER (LOCATED IN GALLEY AREA)



RECP-REFRIGERATOR



INVERTER BREAKER PANEL



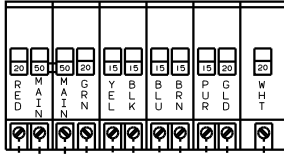
GEN 4X4 BOX

- NOTES:
- (5) WIRE ROUTED THROUGH FLOOR.
 - (4) WITH WASHER DRYER.
 - (3) WIRE ROUTED IN ROOF.
 - (2) WIRE ROUTED IN SIDEWALL.
 - (1) PROTECTED BY GFI RECP.

- (9A1) ACCESSORY PACKAGE
- (79J) INVERTER/CHARGER-1,500 WATT
- (54E) WASHER/DRYER
- (12D) ELECTRICAL SYSTEM 30 AMP
- (182) WTR HTR-10GAL/ELEC/LP/MTR/TRAID
- (265) CODES/STANDARDS-CSA/CMVSS
- (1B1) CODES/STANDARDS USA

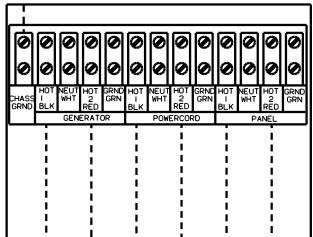
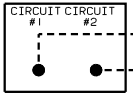
- (76C) ENTERTAINMENT CTR/EXT CASSETTE
- (1D5) ENTERTAINMENT CENTR/EXT W/CD

LOAD CENTER



12-2 12-2 14-2 14-2 14-2 14-2 12-1 12-2

CENTRAL AIR UNIT (LOCATED IN RIGHT REAR COMPARTMENT BELOW FLOOR)



10-2

12-2

6-3

6-3

6-3

6-3

6-3

6-3

6-3

6-3

6-3

6-3

6-3

6-3

6-3

6-3

6-3

6-3

6-3

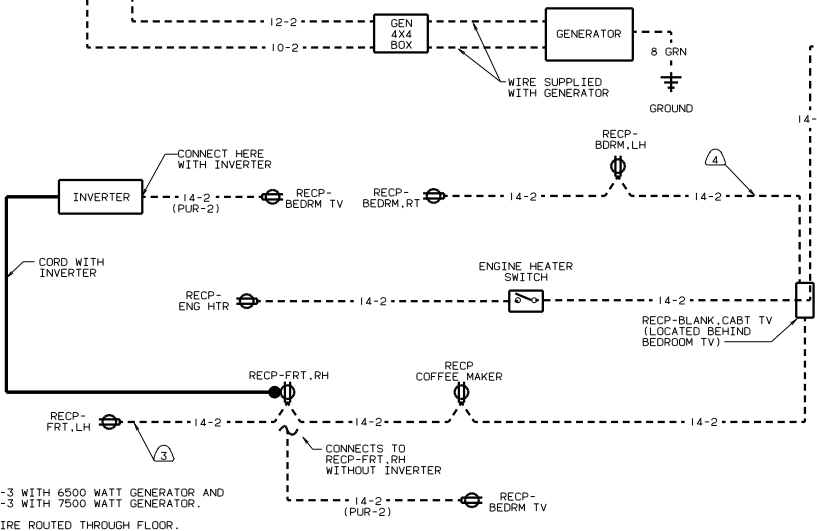
6-3

6-3

6-3

6-3

6-3



CONNECT HERE WITH INVERTER

RECP-BEDRM TV

RECP-BEDRM,RT

RECP-BEDRM,LH

RECP-BATH,GFI

RECP-LINEN

RECP-EXTERIOR

RECP-DINETTE

RECP-LOUNGE FRT,RT

RECP-ENG HTR

RECP-FRT,LH

CORD WITH INVERTER

RECP-FRT,RH

RECP-COFFEE MAKER

RECP-BLANK CABT TV (LOCATED BEHIND BEDROOM TV)

RECP-LOUNGE FRT,RT

RECP-EXTERIOR ENTERTAINMENT

RECP-CHARGER

RECP-GALLEY,GFI

RECP-GALLEY,OVHD

RECP-MICROWAVE

RECP-REFRIGERATOR

RECP-CONVERTER

RECP-ENG HTR

RECP-FRT,RH

RECP-COFFEE MAKER

RECP-BLANK CABT TV (LOCATED BEHIND BEDROOM TV)

RECP-LOUNGE FRT,RT

RECP-EXTERIOR ENTERTAINMENT

RECP-CHARGER

RECP-GALLEY,GFI

RECP-GALLEY,OVHD

RECP-MICROWAVE

RECP-REFRIGERATOR

RECP-FRT,LH

RECP-FRT,RH

RECP-COFFEE MAKER

RECP-BLANK CABT TV (LOCATED BEHIND BEDROOM TV)

RECP-LOUNGE FRT,RT

RECP-EXTERIOR ENTERTAINMENT

RECP-CHARGER

RECP-GALLEY,GFI

RECP-GALLEY,OVHD

RECP-MICROWAVE

RECP-REFRIGERATOR

RECP-CONVERTER

RECP-FRT,LH

RECP-FRT,RH

RECP-COFFEE MAKER

RECP-BLANK CABT TV (LOCATED BEHIND BEDROOM TV)

RECP-LOUNGE FRT,RT

RECP-EXTERIOR ENTERTAINMENT

RECP-CHARGER

RECP-GALLEY,GFI

RECP-GALLEY,OVHD

RECP-MICROWAVE

RECP-REFRIGERATOR

RECP-CONVERTER

RECP-FRT,LH

RECP-FRT,RH

RECP-COFFEE MAKER

RECP-BLANK CABT TV (LOCATED BEHIND BEDROOM TV)

RECP-LOUNGE FRT,RT

RECP-EXTERIOR ENTERTAINMENT

RECP-CHARGER

RECP-GALLEY,GFI

RECP-GALLEY,OVHD

RECP-MICROWAVE

RECP-REFRIGERATOR

RECP-CONVERTER

RECP-FRT,LH

RECP-FRT,RH

RECP-COFFEE MAKER

RECP-BLANK CABT TV (LOCATED BEHIND BEDROOM TV)

RECP-LOUNGE FRT,RT

RECP-EXTERIOR ENTERTAINMENT

RECP-CHARGER

RECP-GALLEY,GFI

RECP-GALLEY,OVHD

RECP-MICROWAVE

RECP-REFRIGERATOR

RECP-CONVERTER

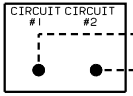
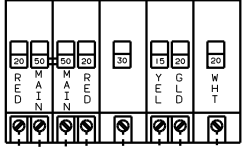
- 5 6-3 WITH 6500 WATT GENERATOR AND 4-3 WITH 7500 WATT GENERATOR.
- 4 WIRE ROUTED THROUGH FLOOR.
- 3 WIRE ROUTED IN ROOF.
- 2 WIRE ROUTED IN SIDEWALL.
- 1 ALL OUTLETS DOWN STREAM AND INCLUDING THIS OUTLET ARE GROUND FAULT INTERRUPT PROTECTED.

- 78J ELECTRICAL SYSTEM-50 AMP
- 76C ENTERTAINMENT CTR/EXT CASSETTE
- 1D5 ENTERTAINMENT CTR/EXT W/CD
- 1B2 WTR HTR-10GAL/ELEC/LP/MTR/RAID
- 265 CODES/STANDARDS-CSA/CMVSS
- 1B1 CODES/STANDARDS USA

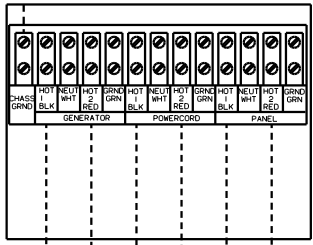
01 P36L (1B1) 265 (78J)
 TITLE: WIRING DIAGRAM-BODY 110V
 SHEET 3 OF 4

NOTES:

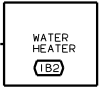
LOAD CENTER



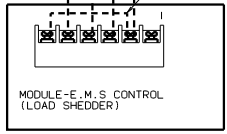
CENTRAL AIR UNIT (LOCATED IN RIGHT REAR COMPARTMENT BELOW FLOOR)



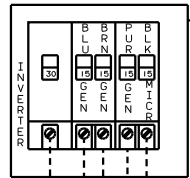
SWITCH-WATER HEATER (LOCATED IN GALLEY AREA)



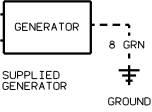
RECP- REFRIGERATOR



INVERTER BREAKER PANEL



GROUND BOLT



ENGINE HEATER SWITCH



RECP- BATH, LH

RECP-BLANK, BED CABT (LOCATED BELOW BED)

RECP- BDRM, RH

RECP- BDRM, LH

RECP COFFEEMAKER

RECP-BLANK, CABT TV (LOCATED BEHIND BEDROOM TV)

RECP- FRT, RH

RECP- FRT, LH

RECP- BDRM TV

RECP- DINETTE

RECP- EXTERIOR

RECP- LINEN

RECP- EXTERIOR ENTERTAINMENT

RECP- LOUNGE FRT, RT

4 X 4 BOX (LOCATED BELOW FLOOR BY DRAINAGE TANK)

4 X 4 BOX (LOCATED BELOW COUCH)

RECP- GALLEY, GFI

RECP- MICROWAVE

RECP- GALLEY, OVHD

RECP- CHARGER 9A1

- (182) WTR HTR-10GAL/ELEC/LP/MTR/AID
- (79J) INVERTER/CHARGER-1,500 WATT
- (78J) ELECTRICAL SYSTEM-50 AMP
- (54E) WASHER/DRYER
- (1D5) ENTERTAINMENT CENTR/EXT W/CD
- (265) CODES/STANDARDS-CSA/CMVSS
- (1B1) CODES/STANDARDS USA

- (9A1) ACCESSORY PACKAGE
- (76C) ENTERTAINMNT CTR/EXT CASSETTE

TITLE		01 P36L (1B1) (265) (78J) (79J)	
DRAWING NO.		WIRING DIAGRAM-BODY 110V	
SHEET NO.		4 of 4	
REV. NO.		1	

- (6) 6-3 WITH 6500 WATT GENERATOR AND 4-3 WITH 7500 WATT GENERATOR.
- (5) WIRE ROUTED THROUGH FLOOR.
- (4) WITH WASHER DRYER.
- (3) WIRE ROUTED IN ROOF.
- (2) WIRE ROUTED IN SIDEWALL.
- (1) PROTECTED BY GFI RECP.

NOTES: