



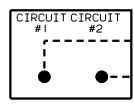
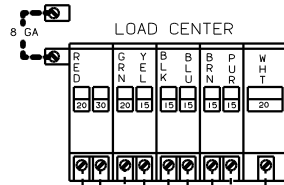
DANGER

Danger of electrical shock, burns or death. Always remove all power sources before attempting any repair, service or diagnostic work. Power can be present from shore power, generator, inverter or battery. All power sources must be disabled and secured before performing any service.



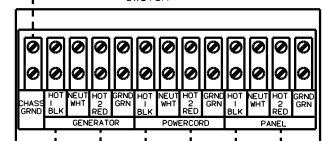
CAUTION

If you lack the skills, tools or equipment to perform diagnostic or repair work leave such work to an authorized Winnebago Industries dealer or other qualified shop.



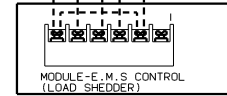
CENTRAL AIR UNIT
 (LOCATED IN RIGHT REAR COMPARTMENT BELOW FLOOR)

AUTOMATIC TRANSFER SWITCH



8 GRN
 GROUND

GENERATOR
 WIRE SUPPLIED WITH GENERATOR



SWITCH-WATER HEATER
 (LOCATED OVER MICROWAVE)



RECP-REFRIGERATOR

CB1 BLK
 CB2 BLK/YEL

POWER CORD

WIRE SUPPLIED WITH GENERATOR



RECP-MICROWAVE

RECP-ENT CTR, EXT
 RECP-GALLERY

RECP-EXTERIOR

RECP-GFI, GALLERY

RECP-FLASHLIGHT/VACUUM (9A1)

RECP-BLANK, LAVATORY (LOCATED ON FLOOR BELOW LAVATORY)

RECP-GFI, BATH

RECP-BLANK, TV/VCR (LOCATED IN FRONT OVHD)

RECP-BLANK, TV (LOCATED OVER MICROWAVE AT ROOF LINE)

RECP-TV, FRONT

4X4 BOX (LOCATED IN RIGHT REAR COMPT BELOW BED)

4X4 BOX (LOCATED BELOW BED IN CENTER COMPT)

RECP-BDRM, RH, FRT

RECP-BDRM, RH, RR

RECP-VANITY

RECP-BLANK, GALLEY (LOCATED BELOW GALLEY)

RECP-BLANK, BATH (LOCATED ON FLOOR BELOW LAVATORY)

RECP-BLANK, NIGHTSTAND (LOCATED IN FRONT NIGHTSTAND)

RECP-VANITY

RECP-TV, FRONT

RECP-BDRM, TV, LH, RR

RECP-SATELLITE RECEIVER

RECP-BDRM, TV, LH, RR

RECP-FRONT, RH, SIDEWALL

RECP-SDW, DINETTE

RECP-BATH WALL

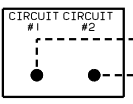
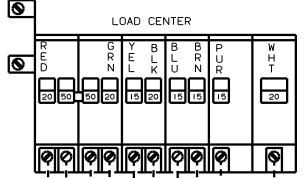
- ④ WIRE IN ROOF
- ③ WIRE IN SIDEWALL
- ② WIRE BELOW FLOOR
- ① ALL OUTLETS DOWN STREAM AND INCLUDING THIS OUTLET ARE GROUND FAULT INTERRUPT PROTECTED.

265 CODES/STANDARDS-CSA/CMVSS
1B1 CODES/STANDARDS USA
40B INVERTER-DC/AC, 300 WATT
9A1 ACCESSORY PACKAGE
1B2 WTR HTR-10GAL/ELEC/LP/MTR/RAID
76C ENTERTAINMENT CTR/EXT CASSETTE
1D5 ENTERTAINMENT CTR/EXT W/CD
120 ELECTRICAL SYSTEM 30 AMP

265 CODES/STANDARDS-CSA/CMVSS
1B1 CODES/STANDARDS USA
1B1 **120**

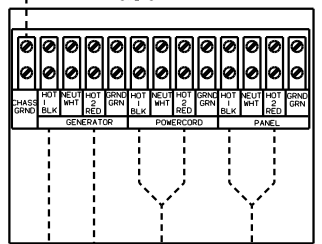
DATE	UNDESIGNED TOLERANCES ARE:	MATERIAL
DATE	WHOLE OR 1/2	
DATE	ONE-PLACE (1/32)	
DATE	TWO-PLACE (1/64)	
DATE	THREE-PLACE (1/128)	
DATE	FOUR-PLACE (1/256)	
DATE	FIVE-PLACE (1/512)	
DATE	SIX-PLACE (1/1024)	
DATE	SEVEN-PLACE (1/2048)	
DATE	EIGHT-PLACE (1/4096)	
DATE	NINE-PLACE (1/8192)	
DATE	TEN-PLACE (1/16384)	
DATE	ELEVEN-PLACE (1/32768)	
DATE	TWELVE-PLACE (1/65536)	

WINNEBAGO O1 L35U
 WIRING DIAGRAM-BODY 110V
 SHEET 1 OF 2
 REF: 133884



CENTRAL AIR UNIT (LOCATED IN RIGHT REAR COMPARTMENT BELOW FLOOR)

AUTOMATIC TRANSFER SWITCH



8 GRN
GROUND

CB1 BLK

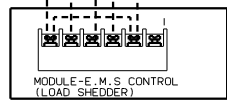
CB2 BLK/YEL

GENERATOR

8 GRN
GROUND

WIRE SUPPLIED WITH GENERATOR

POWER CORD



RECP-BLANK GALLEY (LOCATED BELOW GALLEY)

RECP-BLANK BATH (LOCATED ON FLOOR BELOW LAVATORY)

RECP-BLANK NIGHTSTAND (LOCATED IN FRONT NIGHTSTAND)

4X4 BOX (LOCATED IN RIGHT REAR COMPT BELOW BED)

4X4 BOX (LOCATED BELOW BED IN CENTER COMPT)

RECP-BDRM,RH,FRT

RECP-BLANK TV (LOCATED OVER MICROWAVE AT ROOF LINE)

RECP-TV,FRONT

INVERTER (40B)

CORD WITH INVERTER

CONNECT HERE WITH INVERTER

CONNECT HERE WITHOUT INVERTER

RECP-BLANK TV/VCR (LOCATED IN FRONT DVHD)

RECP-GFI,BATH

RECP-BLANK LAVATORY (LOCATED ON FLOOR BELOW LAVATORY)

4X4 BOX (LOCATED IN BASEMENT LEFT FRONT)

4X4 BOX (LOCATED BELOW COUCH)

RECP-SDW,DINETTE

RECP-BATH WALL

76C RECP-ENT CTR,EXT

RECP-GALLEY

RECP-EXTERIOR

RECP-GFI,GALLEY

RECP-FLASHLIGHT/VACUUM (9A1)

RECP-GFI,BATH

- NOTES:
- ④ WIRE IN ROOF
 - ③ WIRE IN SIDEWALL
 - ② WIRE BELOW FLOOR
 - ① ALL OUTLETS DOWN STREAM AND INCLUDING THIS OUTLET ARE GROUND FAULT INTERRUPT PROTECTED.

- ④0B INVERTER-DC/AC, 300 WATT
- 9A1 ACCESSORY PACKAGE
- 76C ENTERTAINMNT CTR/EXT CASSETTE
- ①05 ENTERTAINMENT CENTR/EXT W/CD
- 78J ELECTRICAL SYSTEM-50 AMP

- ②65 CODES/STANDARDS-CSA/CMVSS
- ①B1 CODES/STANDARDS USA