



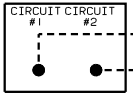
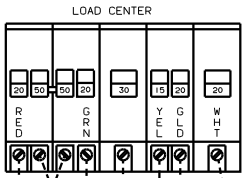
**DANGER**

**Danger of electrical shock, burns or death.** Always remove all power sources before attempting any repair, service or diagnostic work. Power can be present from shore power, generator, inverter or battery. All power sources must be disabled and secured before performing any service.

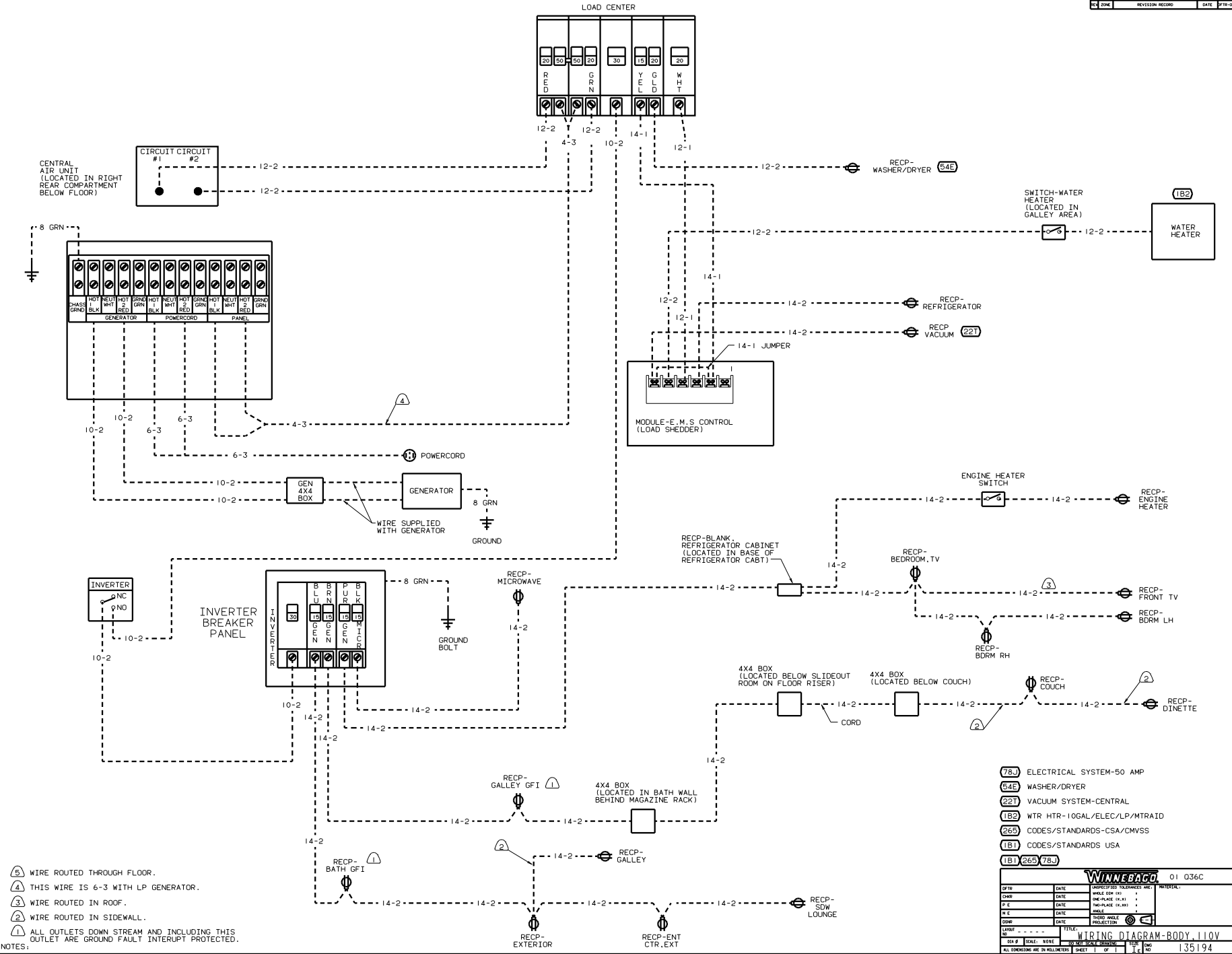
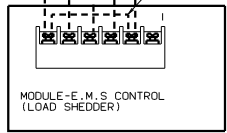
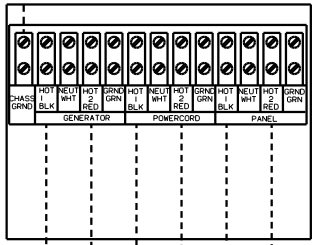


**CAUTION**

If you lack the skills, tools or equipment to perform diagnostic or repair work leave such work to an authorized Winnebago Industries dealer or other qualified shop.



CENTRAL AIR UNIT (LOCATED IN RIGHT REAR COMPARTMENT BELOW FLOOR)



- (5) WIRE ROUTED THROUGH FLOOR.
- (4) THIS WIRE IS 6-3 WITH LP GENERATOR.
- (3) WIRE ROUTED IN ROOF.
- (2) WIRE ROUTED IN SIDEWALL.
- (1) ALL OUTLETS DOWN STREAM AND INCLUDING THIS OUTLET ARE GROUND FAULT INTERRUPT PROTECTED.

- (78J) ELECTRICAL SYSTEM-50 AMP
- (54E) WASHER/DRYER
- (22T) VACUUM SYSTEM-CENTRAL
- (1B2) WTR HTR-10GAL/ELEC/LP/MTR/RAID
- (26S) CODES/STANDARDS-CSA/CMVSS
- (1B1) CODES/STANDARDS USA
- (1B1) (26S) (78J)

DATE		UNSPECIFIED TOLERANCES ARE:		MATERIAL	
OF IN	DATE	WHOLE OR 1/2"	+		
CHP	DATE	ONE-PLACE (1/32)	+		
PIE	DATE	TWO-PLACE (1/64)	+		
D/E	DATE	THREE-PLACE (1/128)	+		
CDR	DATE	FOUR-PLACE (1/256)	+		
DRG	DATE	FIVE-PLACE (1/512)	+		
INSTR	DATE	SIX-PLACE (1/1024)	+		
TITLE: WIRING DIAGRAM-BODY 110V SHEET 1 OF 1 REF: 131222 F 1 135194					