



DANGER

Danger of electrical shock, burns or death. Always remove all power sources before attempting any repair, service or diagnostic work. Power can be present from shore power, generator, inverter or battery. All power sources must be disabled and secured before performing any service.

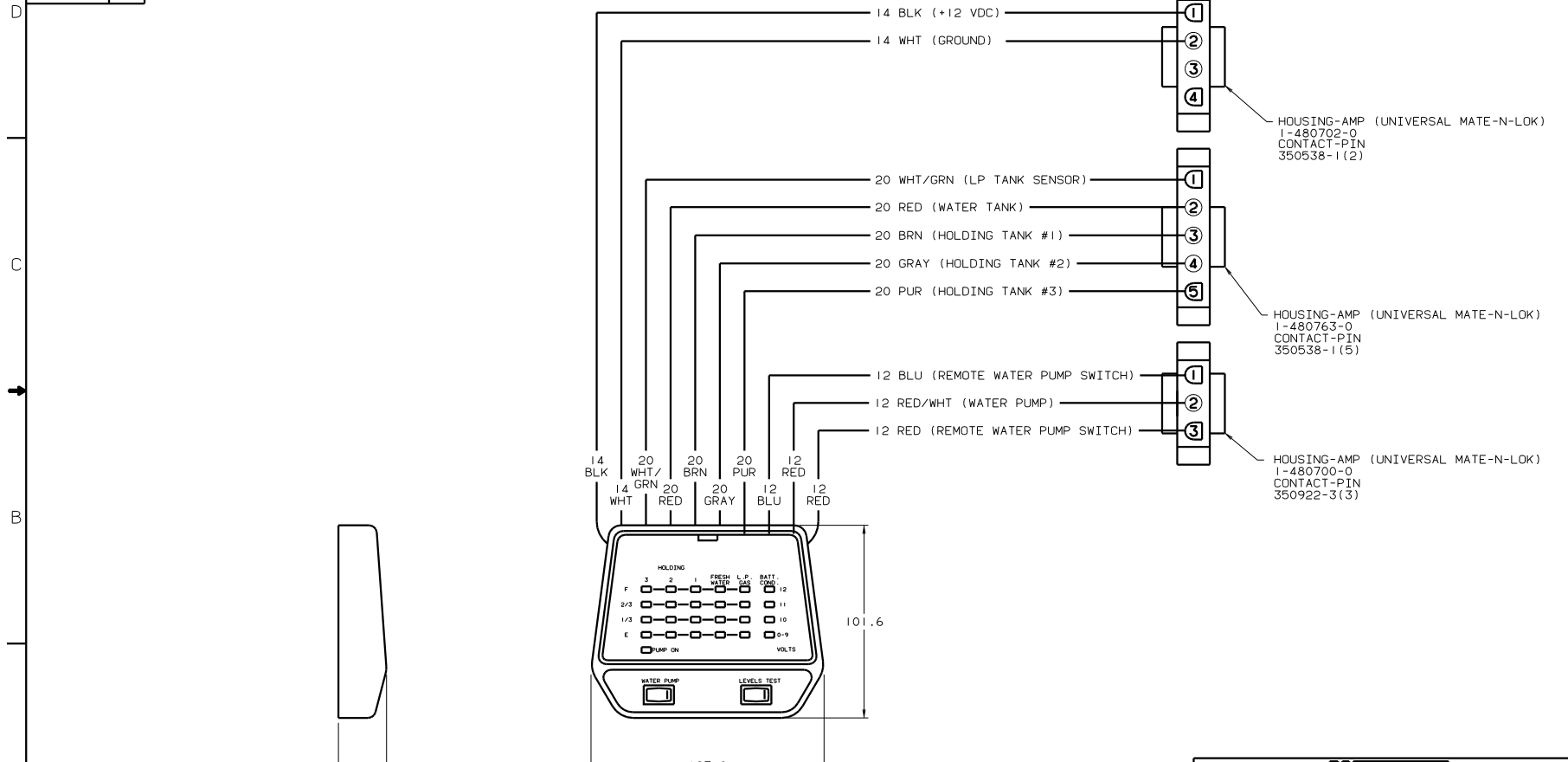


CAUTION

If you lack the skills, tools or equipment to perform diagnostic or repair work leave such work to an authorized Winnebago Industries dealer or other qualified shop.

DWG NO.	SHT
102765-01	1
102765-02	2
102765-03	3
102765-04	4

REV	DATE	BY	CHK	DWG NO	102765
ECR	REV	ZONE	REVISION RECORD	DATE	CR



NOTES:

2. THE L.P. GAS REQUIRES A 90 OHM SENDING UNIT.

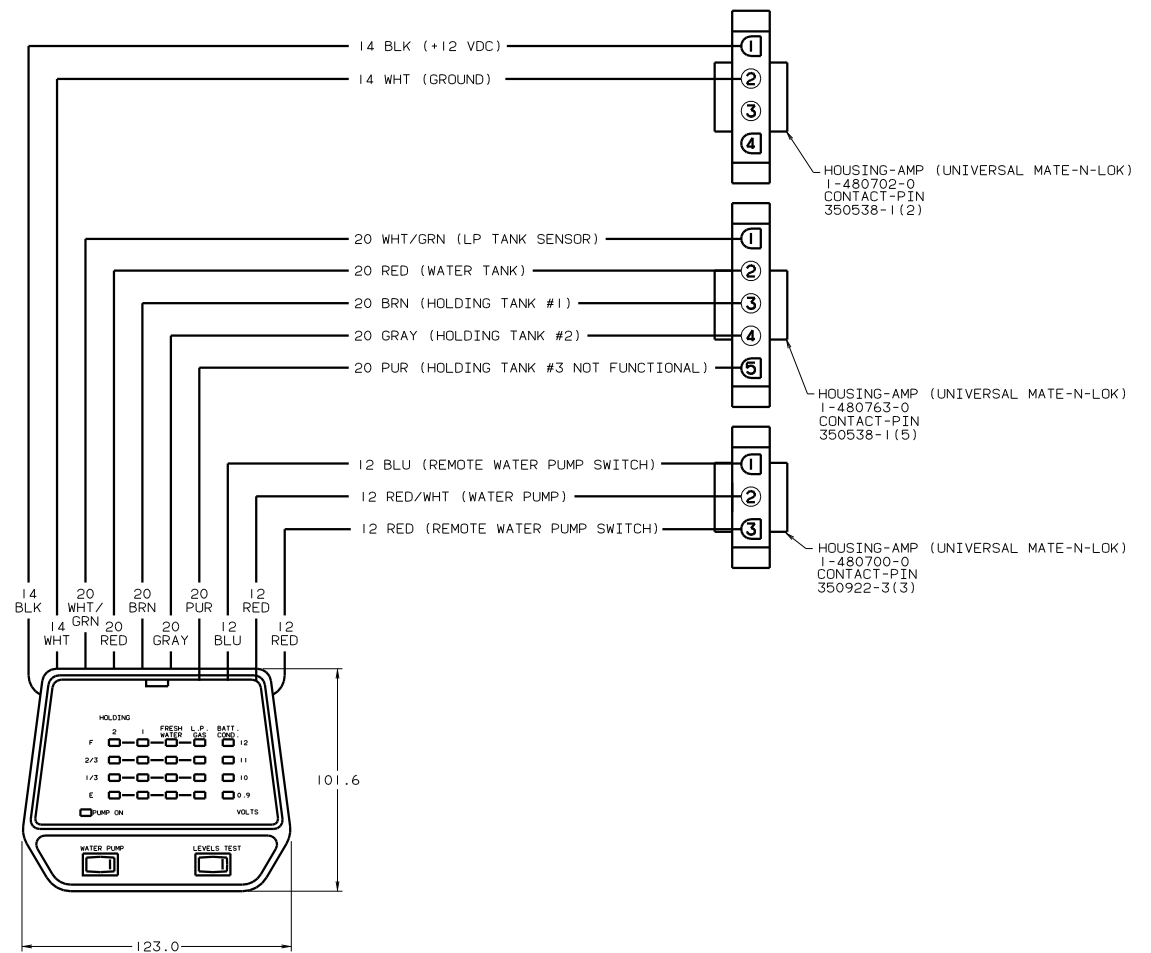
1. THE "E" INDICATION REQUIRES NO SENSOR.

SEE CHART
FOR COLOR VARIATIONS
OF THIS PART



WINNEBAGO		F SERIES	
OFTR	DATE	UNSPECIFIED TOLERANCES ARE:	MATERIAL:
CHGR	DATE	WHOLE DIM (X.X)	PURCHASED
P E	DATE	ONE-PLACE (X.XX)	
M E	DATE	TWO-PLACE (X.XXX)	
DSPN	DATE	ANGLE	
LAYOUT NO. -----		TITLE: PANEL-MONITOR	
DIA #	SCALE: NONE	TO ADD. SCALE (CONTAINING)	SIZE: 1.0
ALL DIMENSIONS ARE IN MILLIMETERS		SHEET 1 OF 4	DWG NO 102765

D
C
B
A

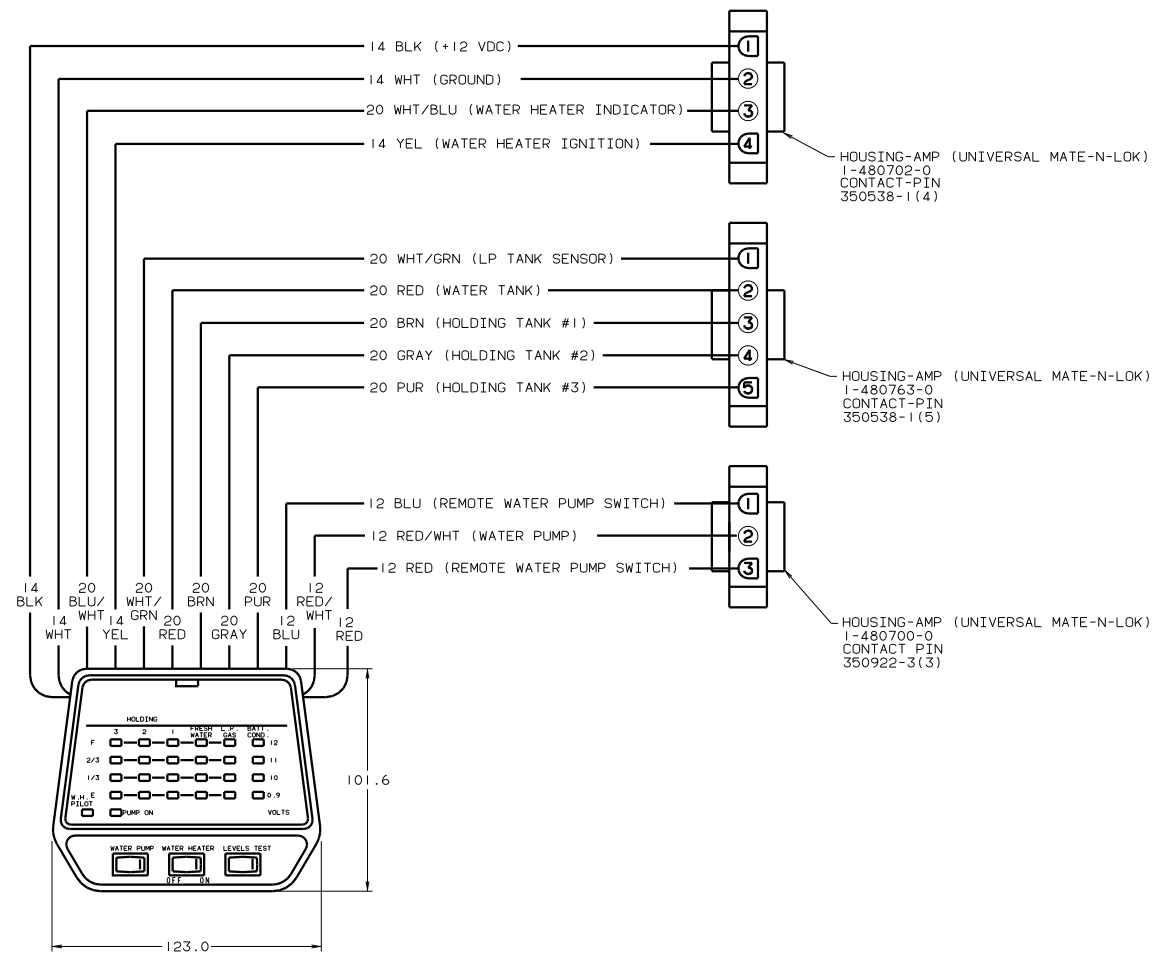


- NOTES:
- THE "E" INDICATION REQUIRES NO SENSOR.
 - THE L.P. GAS REQUIRES A 90 OHM SENDING UNIT.

F-SERIES

TITLE:		PANEL-MONITOR	
DO NOT SCALE DRAWING	SIZE	DWG NO	102765
SHEET 2 OF 4			

D
C
B
A



NOTES:
 1. THE "E" INDICATION REQUIRES NO SENSOR.
 2. THE L.P. GAS REQUIRES A 90 OHM SENDING UNIT.

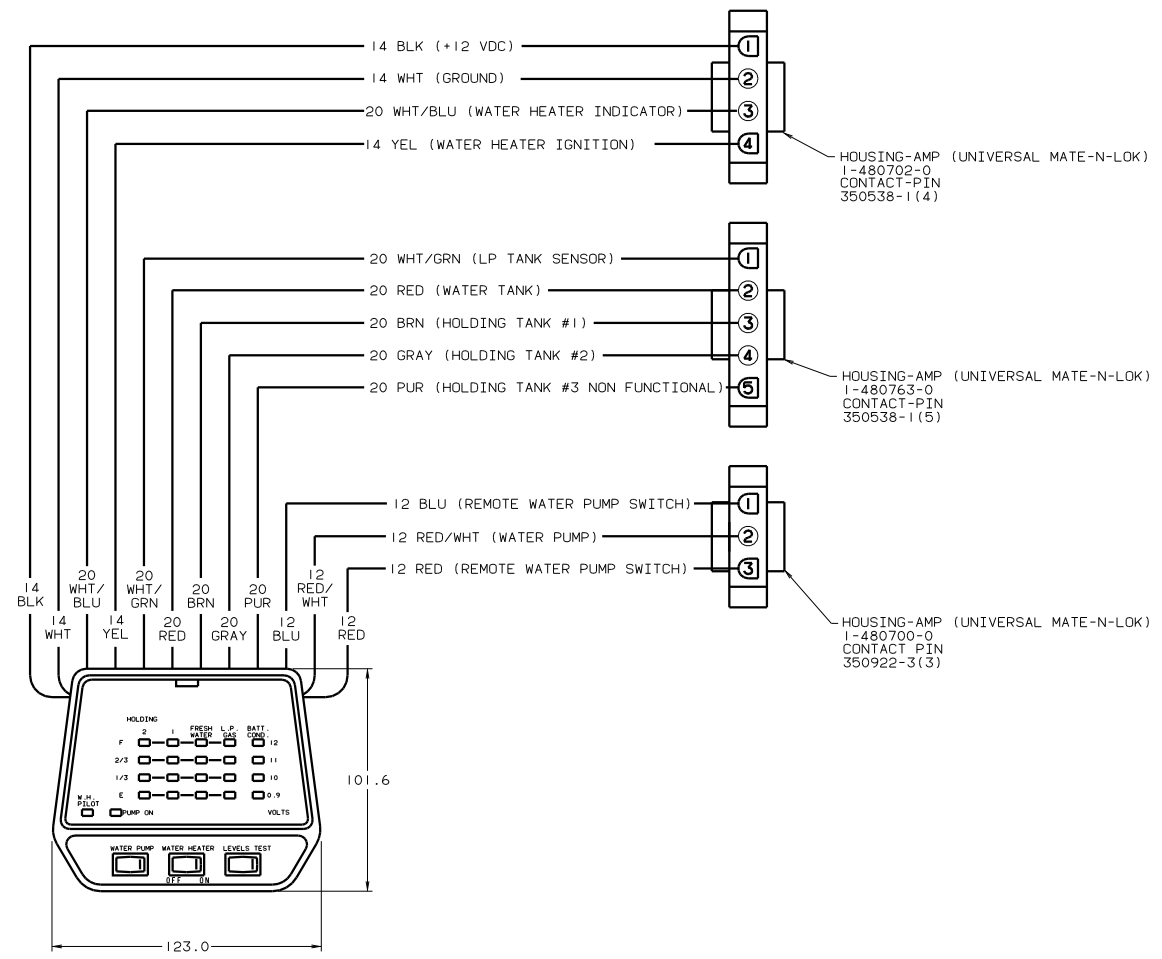
F-SERIES

TITLE: PANEL-MONITOR		DWG NO 102765	
DO NOT SCALE DRAWING	SHEET 3 OF 4	SIZE 1.0	

8 7 6 5 4 3 2 1

8 7 6 5 4 3 2 1

D
C
B
A



NOTES:
1. THE "E" INDICATION REQUIRES NO SENSOR.
2. THE L.P. GAS REQUIRES A 90 OHM SENDING UNIT.

F-SERIES

TITLE: PANEL-MONITOR	
DO NOT SCALE DRAWING	SIZE
SHEET 4 OF 4	DWG NO 102765

8 7 6 5 4 3 2 1

8 7 6 5 4 3 2 1