



DANGER

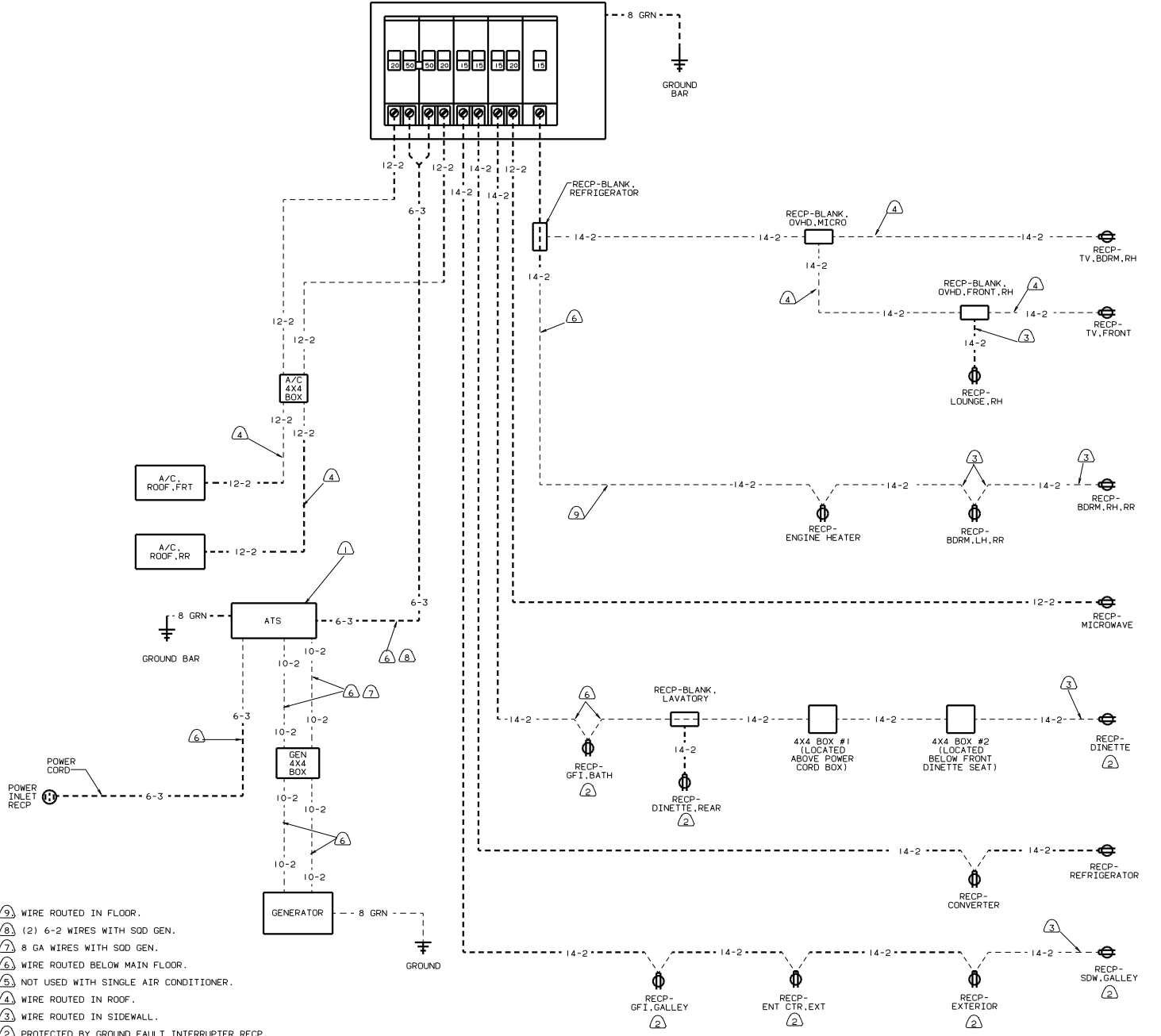
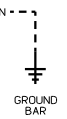
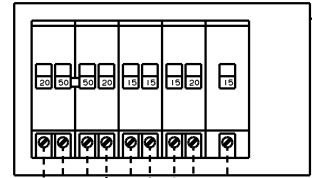
Danger of electrical shock, burns or death. Always remove all power sources before attempting any repair, service or diagnostic work. Power can be present from shore power, generator, inverter or battery. All power sources must be disabled and secured before performing any service.



CAUTION

If you lack the skills, tools or equipment to perform diagnostic or repair work leave such work to an authorized Winnebago Industries dealer or other qualified shop.

LOAD CENTER BREAKER PANEL



- ⑨ WIRE ROUTED IN FLOOR.
- ⑧ (2) 6-2 WIRES WITH SOD GEN.
- ⑦ 8 GA WIRES WITH SOD GEN.
- ⑥ WIRE ROUTED BELOW MAIN FLOOR.
- ⑤ NOT USED WITH SINGLE AIR CONDITIONER.
- ④ WIRE ROUTED IN ROOF.
- ③ WIRE ROUTED IN SIDEWALL.
- ② PROTECTED BY GROUND FAULT INTERRUPTER RECP.
- ① SEE MANUFACTURER'S WIRING DIAGRAM FOR ADDITIONAL INFORMATION

US 50A 110V
98 G34WQ, PUSHER

TITLE	WIRING DIAGRAM-BODY
DATE	1.6
SHEET	2 OF 3
DWG NO	127383

