



**DANGER**

**Danger of electrical shock, burns or death.** Always remove all power sources before attempting any repair, service or diagnostic work. Power can be present from shore power, generator, inverter or battery. All power sources must be disabled and secured before performing any service.

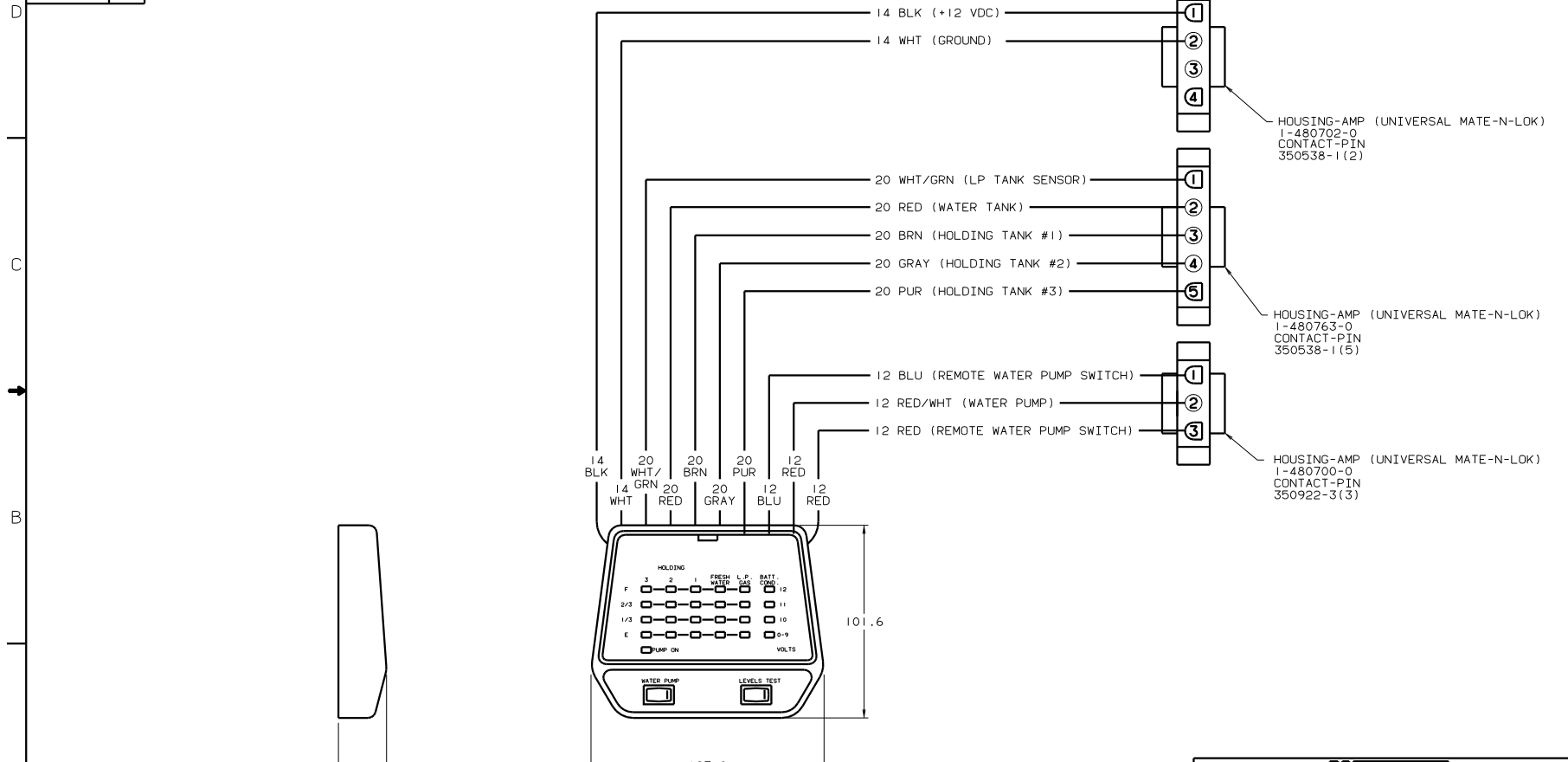


**CAUTION**

If you lack the skills, tools or equipment to perform diagnostic or repair work leave such work to an authorized Winnebago Industries dealer or other qualified shop.

DWG NO.	SHT
102765-01	1
102765-02	2
102765-03	3
102765-04	4

REV	DATE	BY	CHK	DWG NO	102765
ECR	REV	ZONE	REVISION RECORD	DATE	CR

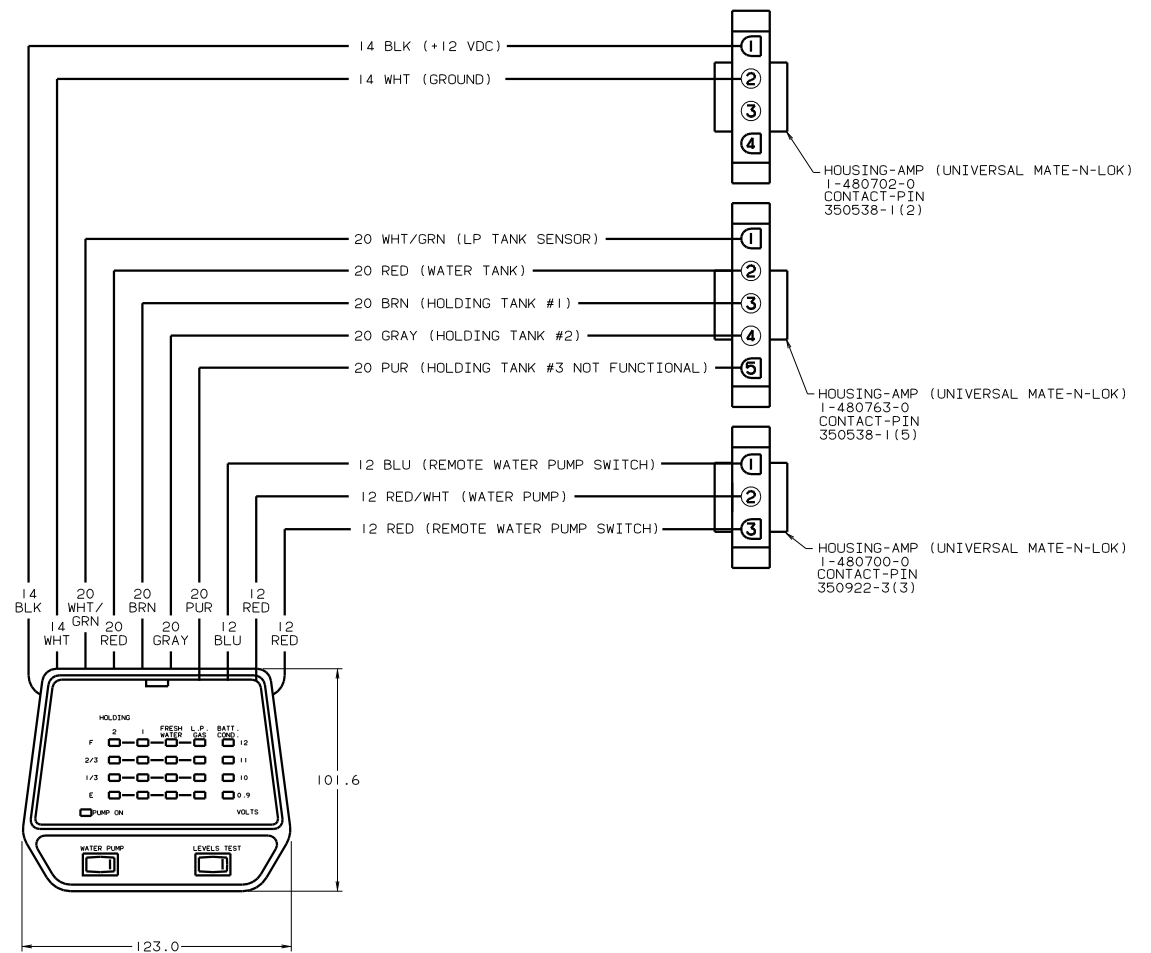


- NOTES:
- THE L.P. GAS REQUIRES A 90 OHM SENDING UNIT.
  - THE "E" INDICATION REQUIRES NO SENSOR.

**SEE CHART**  
FOR COLOR VARIATIONS  
OF THIS PART

<b>WINNEBAGO</b>		F SERIES	
OFTR	DATE	UNSPECIFIED TOLERANCES ARE:	MATERIAL:
CHGR	DATE	WHOLE DIM (X.X)	PURCHASED
P E	DATE	ONE-PLACE (X.XX)	
M E	DATE	TWO-PLACE (X.XXX)	
DATE	DATE	ANGLE	
DATE	DATE	THIRD ANGLE PROJECTION	
TITLE: <b>PANEL-MONITOR</b>		SIZE: <b>1.0</b>	
DIA # SCALE: NONE		DWG NO: <b>102765</b>	
ALL DIMENSIONS ARE IN MILLIMETERS		SHEET: <b>1 OF 4</b>	

D  
C  
B  
A

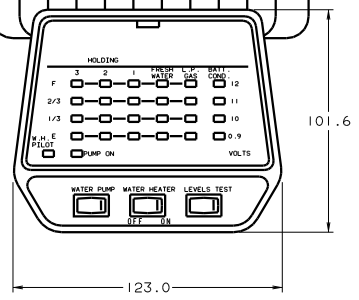
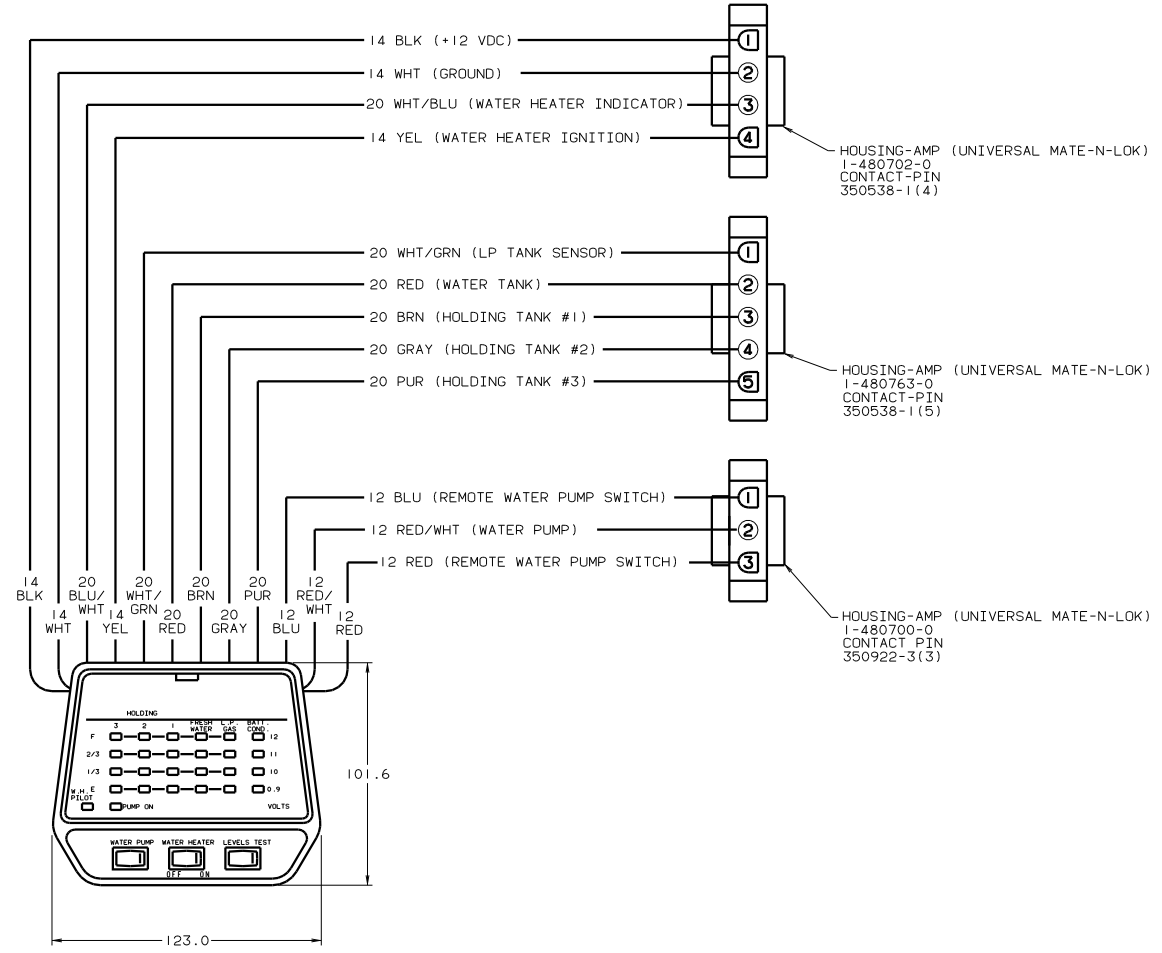


- NOTES:
- THE "E" INDICATION REQUIRES NO SENSOR.
  - THE L.P. GAS REQUIRES A 90 OHM SENDING UNIT.

F-SERIES

TITLE: PANEL-MONITOR		DWG NO 102765	
DO NOT SCALE DIMENSIONS	SHEET 2 OF 4	SIZE 1:0	

D  
C  
B  
A

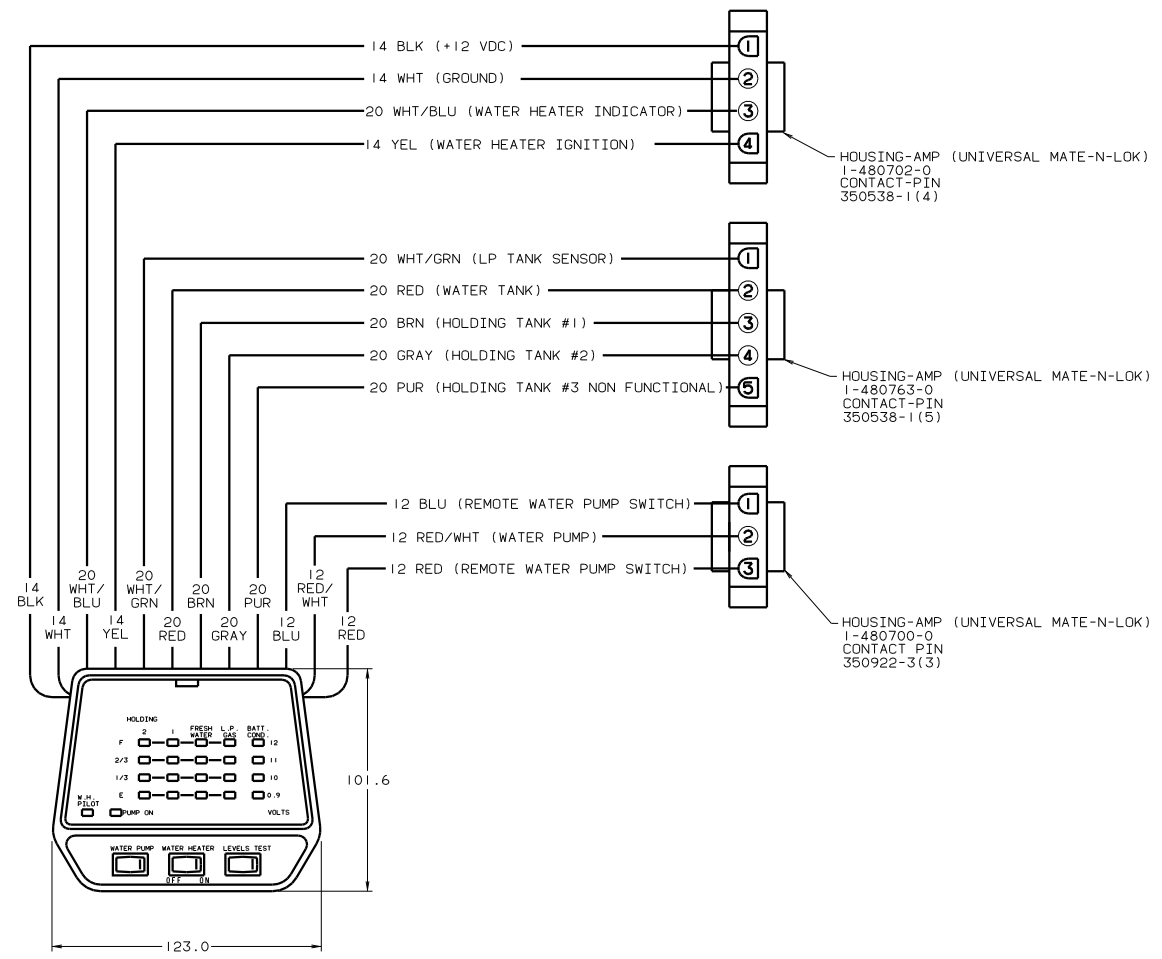


- NOTES:
1. THE "E" INDICATION REQUIRES NO SENSOR.
  2. THE L.P. GAS REQUIRES A 90 OHM SENDING UNIT.

F-SERIES

TITLE: PANEL-MONITOR	
DO NOT SCALE DRAWING	SIZE
SHEET 3 OF 4	DWG NO 102765

D  
C  
B  
A



- NOTES:
- 2. THE L.P. GAS REQUIRES A 90 OHM SENDING UNIT.
  - 1. THE "E" INDICATION REQUIRES NO SENSOR.

F-SERIES

TITLE: PANEL-MONITOR	
DO NOT SCALE (DIMENSIONS)	SIZE
SHEET 4 OF 4	DWG NO 102765